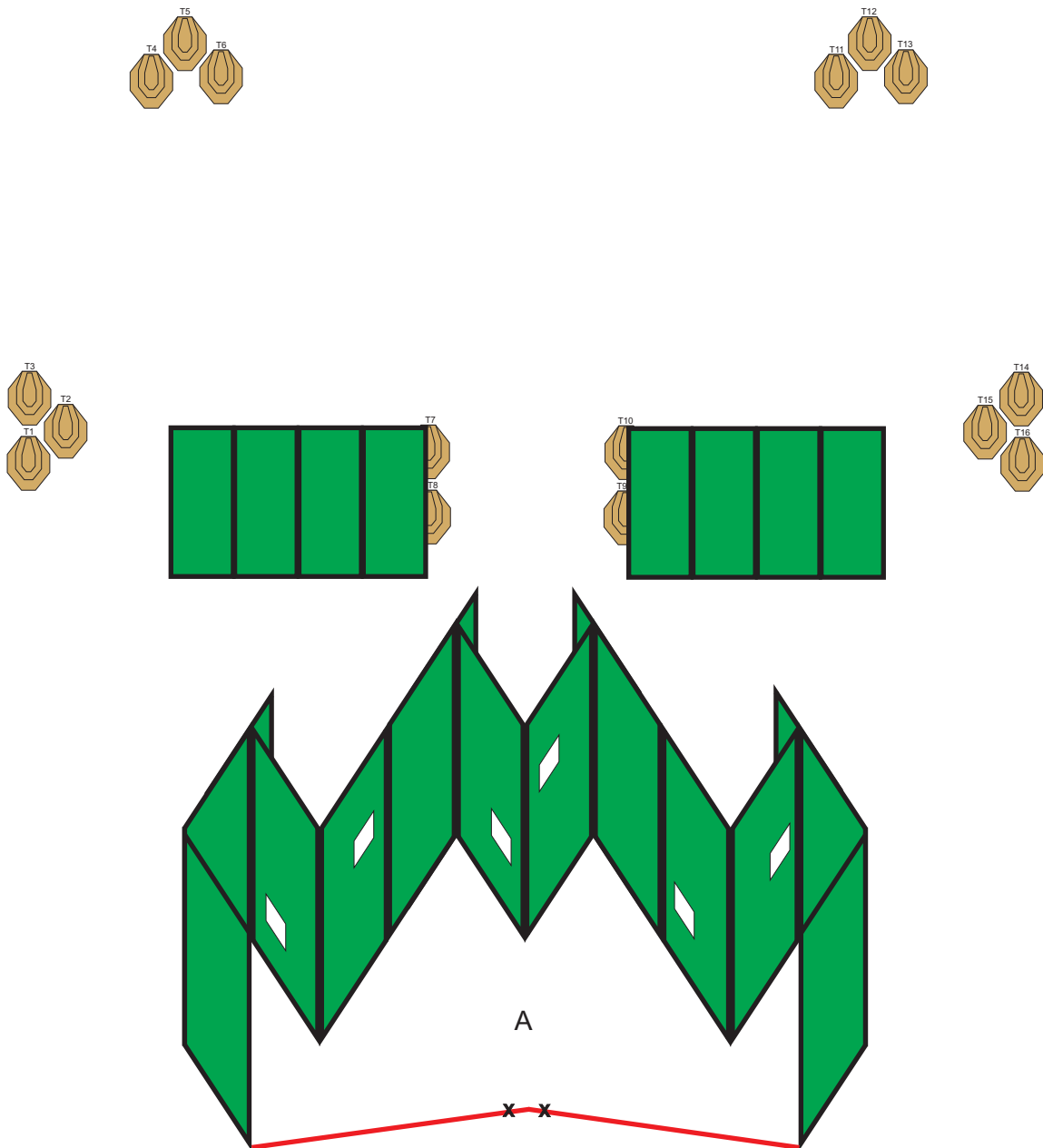
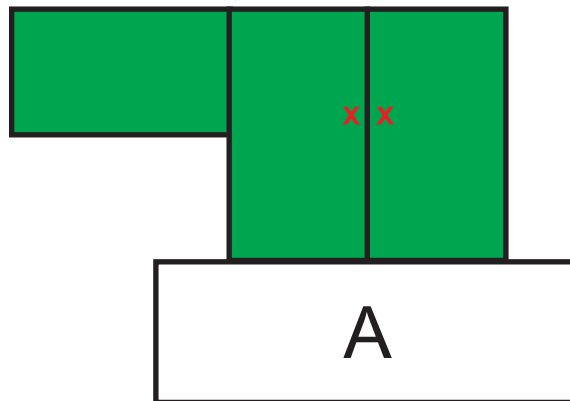
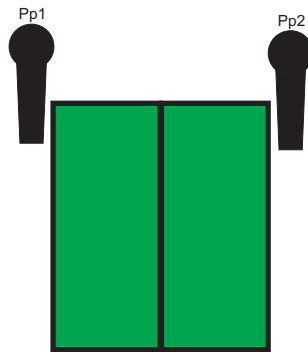
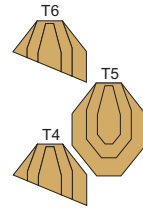
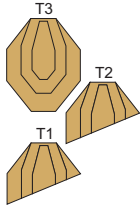


Stage 1



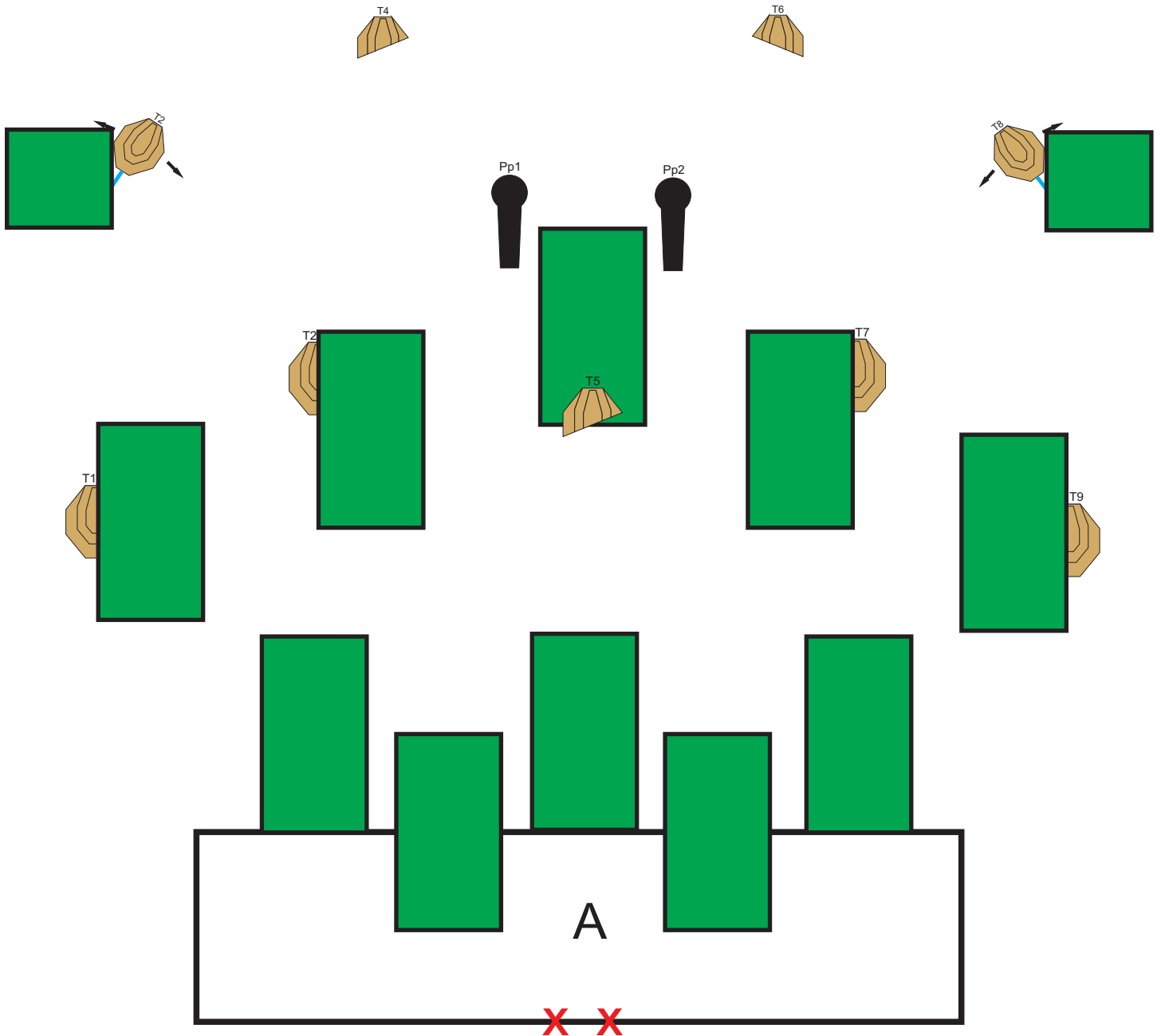
| | |
|------------------------|--|
| Stage number | 1 |
| Stage name | Windows |
| Type of scoring | Long course, Comstock Count |
| Targets | 16 classic targets, |
| Distances | 10-20m |
| Possible points | 160 |
| Minimum rounds | 32 |
| Start position | Standing in area A, facing downrange with both hands relaxed by sides. Both feet touching the marks on the ground at starting place. Loaded and safe gun in holster. |
| Starts | Audible signal |
| Stops | Last shot |
| Penalties | As per current edition IPSC rules |
| Procedure | On the signal, draw and shoot all targets in any order from marked area. |

Stage 2



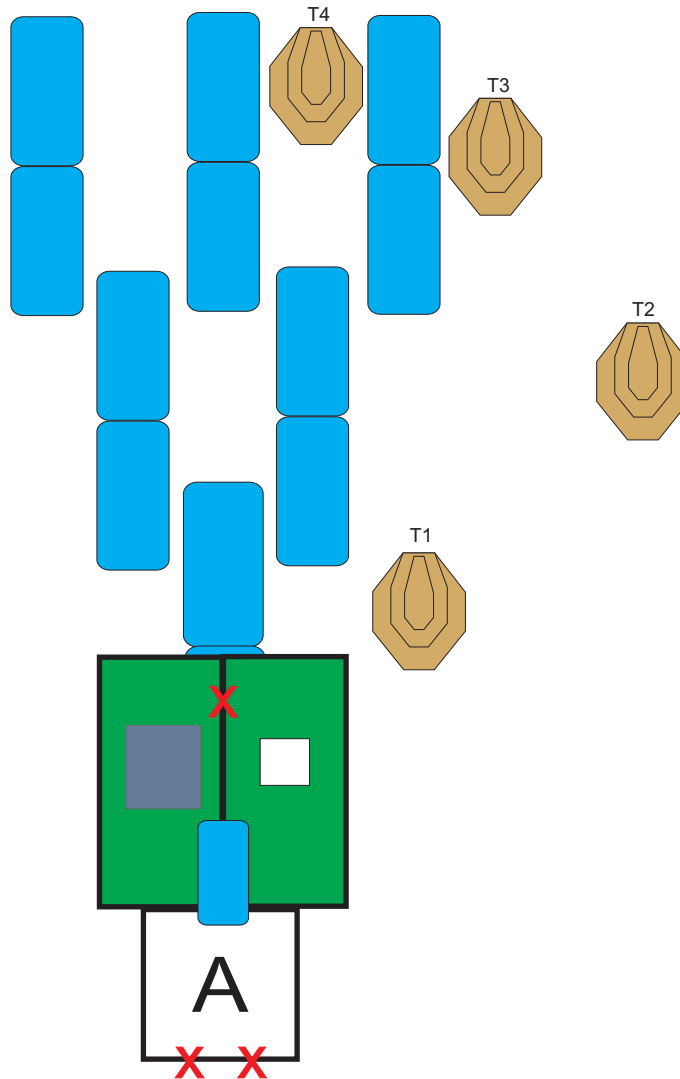
| | |
|------------------------|---|
| Stage number | 2 |
| Stage name | Stretching |
| Type of scoring | Medium course, Comstock Count |
| Targets | 6 classic targets, 2 pepper poppers |
| Distances | 10-20m |
| Possible points | 70 |
| Minimum rounds | 14 |
| Start position | Standing area A, facing downrange with both hands touching the marks on the wall. Loaded and safe gun in the holster. |
| Starts | Audible signal |
| Stops | Last shot |
| Penalties | As per current edition IPSC rules |
| Procedure | On the signal, draw and shoot all targets from the marked area. |

Stage 3



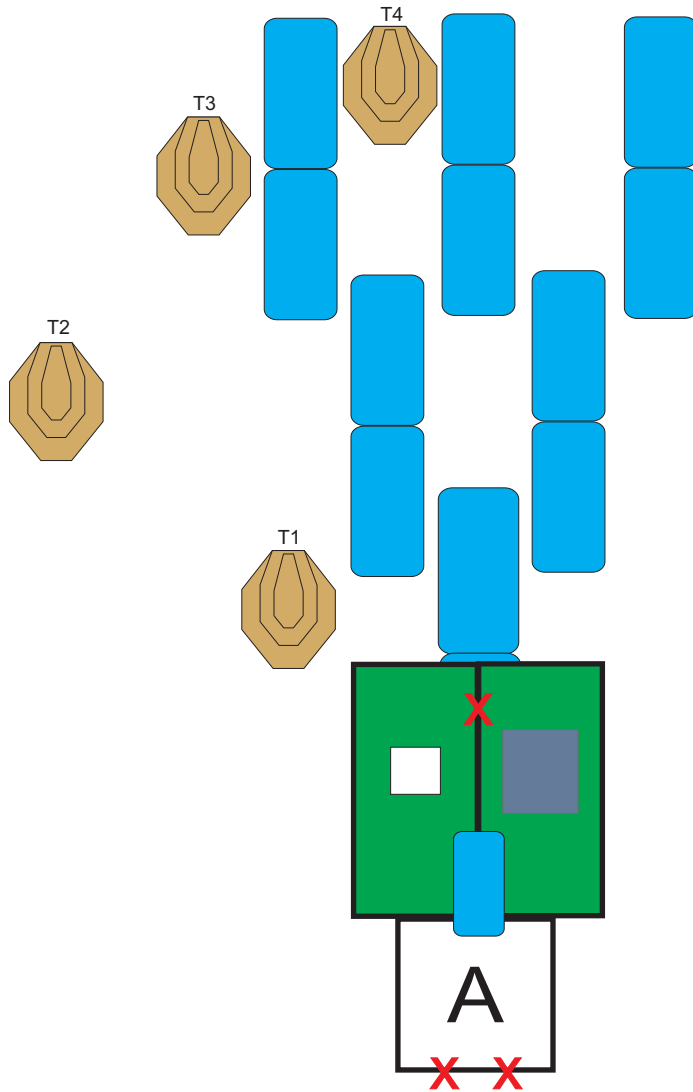
| | |
|------------------------|---|
| Stage number | 3 |
| Stage name | Memo |
| Type of scoring | Long course, Comstock Count |
| Targets | 9 classic targets, 2 pepper poppers |
| Distances | 10-20m |
| Possible points | 100 |
| Minimum rounds | 20 |
| Start position | Standing area A, facing downrange with both hands relaxed by sides. Both feet touching the marks on the ground at starting place. Loaded and safe gun in holster. |
| Starts | Audible signal |
| Stops | Last shot |
| Penalties | As per current edition IPSC rules |
| Procedure | On the signal, draw and shoot all argets from the marked area. Pepper poppers activate the two swingers respectively. All targets will remain visible. |

Stage 4



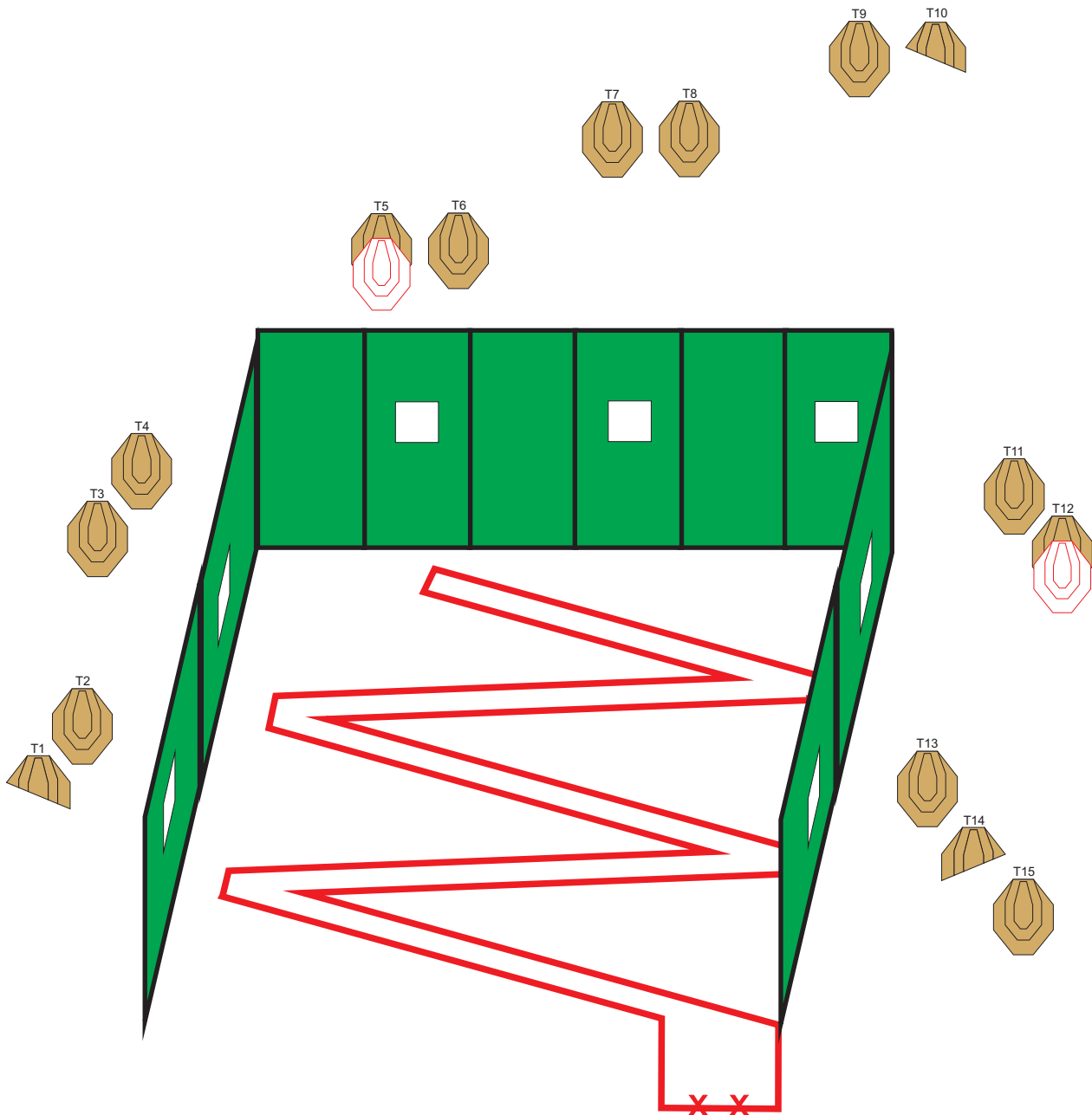
| | |
|------------------------|---|
| Stage number | 4 |
| Stage name | Basics |
| Type of scoring | Standard Exercise, Comstock |
| Targets | 4 classic targets, |
| Distances | 20m |
| Possible points | 40 |
| Minimum rounds | 8 |
| Start position | Standing in area A, facing downrange with both hands relaxed by sides. Both feet touching the marks on the ground. Loaded and safe gun on the barrel at marked place. |
| Starts | Audible signal |
| Stops | Last shot |
| Penalties | As per current edition IPSC rules |
| Procedure | On the signal shoot all targets from the marked area using strong hand only. |

Stage 5



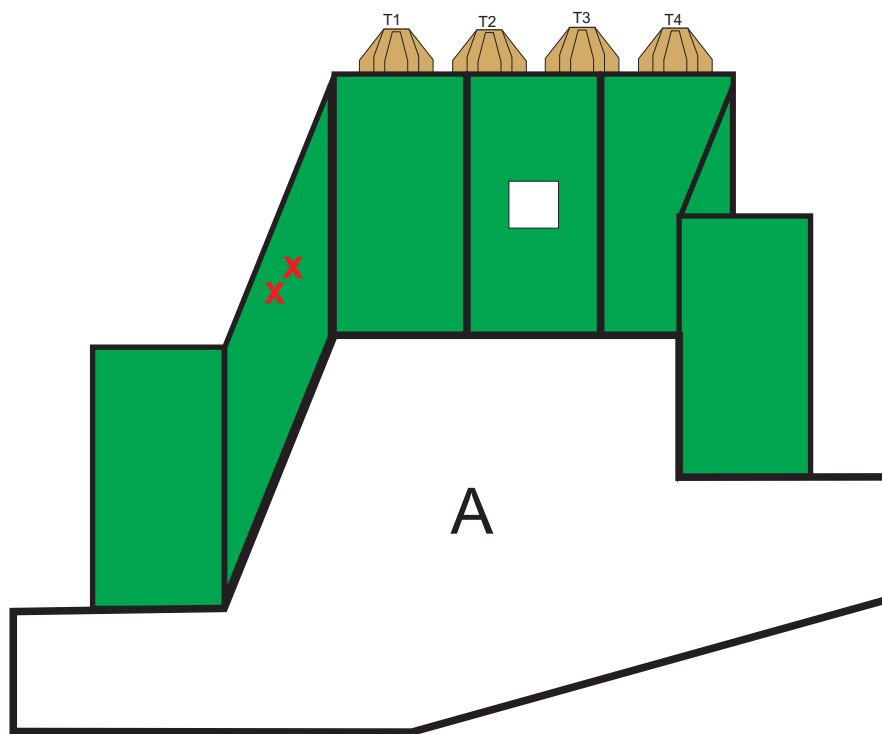
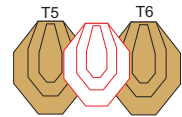
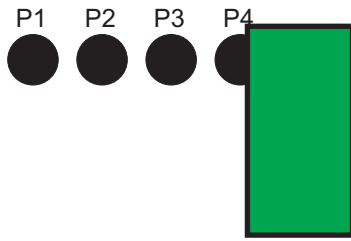
| | |
|------------------------|---|
| Stage number | 5 |
| Stage name | More Basics |
| Type of scoring | Standard Exercise, Comstock |
| Targets | 4 classic targets, |
| Distances | 20m |
| Possible points | 40 |
| Minimum rounds | 8 |
| Start position | Standing in area A, facing downrange with both hands relaxed by sides. Both feet touching the marks on the ground. Loaded and safe gun on the barrel at marked place. |
| Starts | Audible signal |
| Stops | Last shot |
| Penalties | As per current edition IPSC rules |
| Procedure | On the signal shoot all targets from the marked area using weak hand only. |

Stage 6



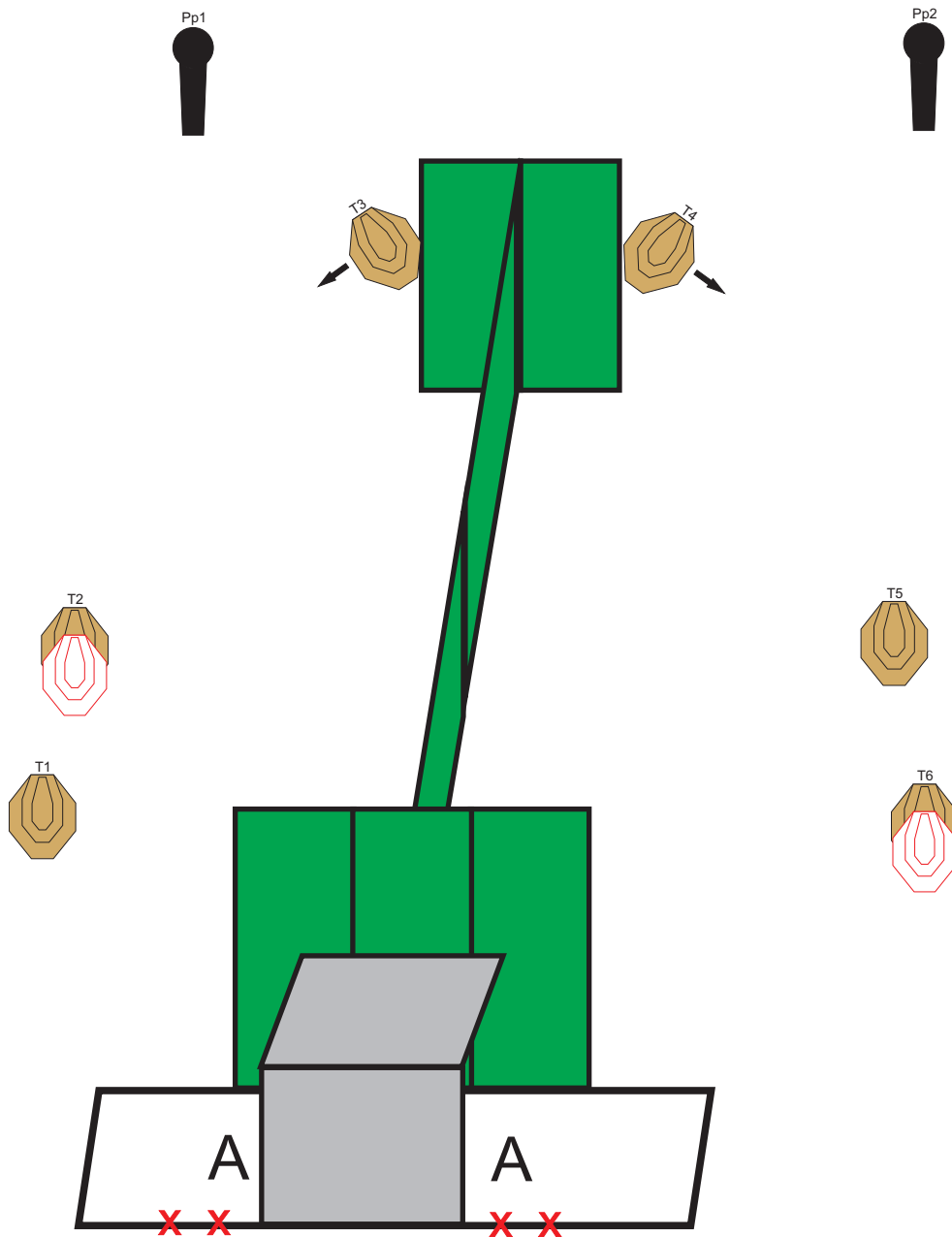
| | |
|------------------------|---|
| Stage number | 6 |
| Stage name | Balancing |
| Type of scoring | Long course, Comstock Count |
| Targets | 15 classic targets, |
| Distances | 3-10m |
| Possible points | 150 |
| Minimum rounds | 30 |
| Start position | Standing in area A, facing downrange with both hands relaxed by sides. Both feet touching the marks on the ground at starting place. Unloaded gun in holster. |
| Starts | Audible signal |
| Stops | Last shot |
| Penalties | As per current edition IPSC rules |
| Procedure | On the signal, draw and shoot all targets in any order from marked area. |

Stage 7



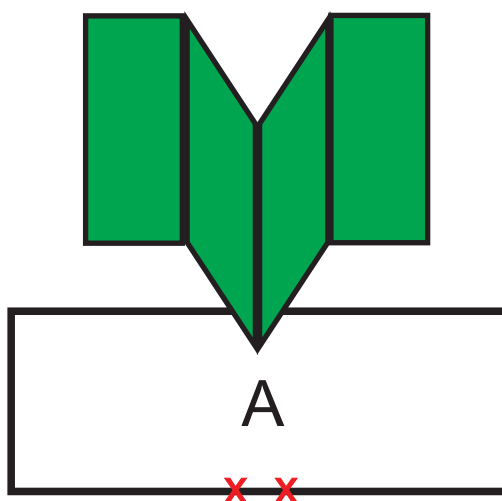
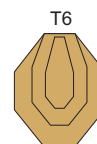
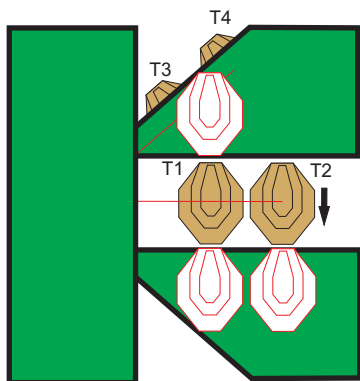
| | |
|------------------------|---|
| Stage number | 7 |
| Stage name | Four by Six and then Some |
| Type of scoring | Medium course, Comstock Count |
| Targets | 6 classic targets, 4 plate |
| Distances | 10-15m |
| Possible points | 80 |
| Minimum rounds | 16 |
| Start position | Standing in area A, facing downrange with both hands touching the marks on the wall. Gun in holster, magazine inserted and chamber empty. |
| Starts | Audible signal |
| Stops | Last shot |
| Penalties | As per current edition IPSC rules |
| Procedure | On the signal, draw, rack the slide and shoot all targets in any order from marked area. |

Stage 8



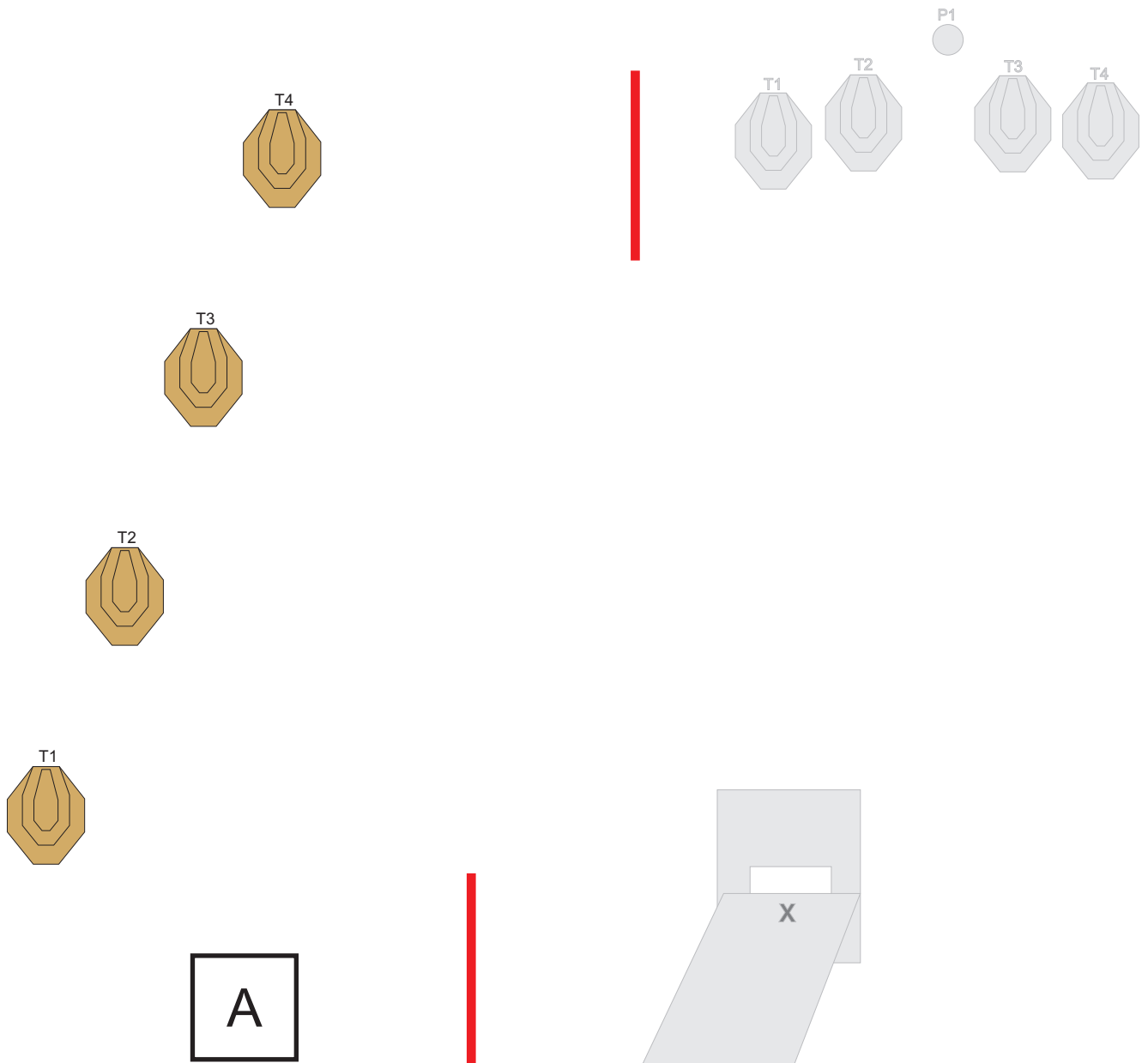
| | |
|------------------------|---|
| Stage number | 8 |
| Stage name | Tunnel Rat |
| Type of scoring | Medium course, Comstock Count |
| Targets | 6 classic targets, 2 pepper poppers |
| Distances | 4-20m |
| Possible points | 70 |
| Minimum rounds | 14 |
| Start position | Standing in area A, facing downrange with both hands relaxed by sides. Both feet touching the marks on the ground at left or right startig place. Loaded and safe gun in holster. |
| Starts | Audible signal |
| Stops | Last shot |
| Penalties | As per current edition IPSC rules |
| Procedure | On the signal, draw and shoot all targets in any order from marked area. The two Pepper poppers will activate the falling targets T3 and T4 respectively. |

Stage 9



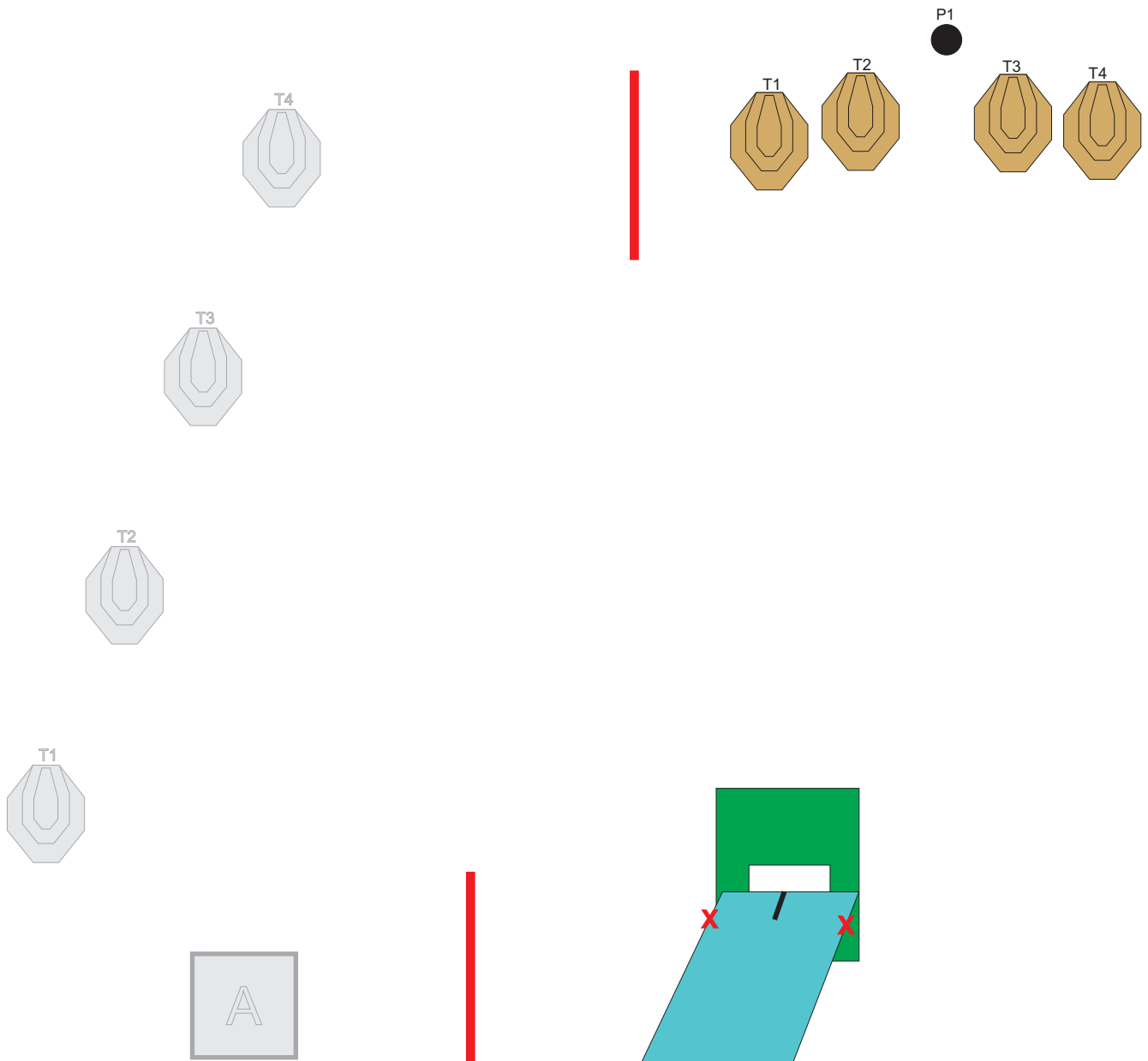
| | |
|------------------------|---|
| Stage number | 9 |
| Stage name | Fa Fa Falling |
| Type of scoring | Medium course, Comstock Count |
| Targets | 6 classic targets, 3 pepper poppers |
| Distances | 5-20m |
| Possible points | 75 |
| Minimum rounds | 15 |
| Start position | Standing in area A, facing downrange with both hands relaxed by sides. Both feet touching the marks on the ground at starting place. loaded and safe gun in holster. |
| Starts | Audible signal |
| Stops | Last shot |
| Penalties | As per current edition IPSC rules |
| Procedure | On the signal, draw and shoot all targets in any order from marked area. Pepper Popper 2 or 3 will activate the falling targets T1-T4. All targets will remain visible. |

Stage 10



| | |
|------------------------|--|
| Stage number | 10 |
| Stage name | Standing |
| Type of scoring | Short course, Fixed time 4s |
| Targets | 4 classic targets, |
| Distances | 5-20m |
| Possible points | 40 |
| Minimum rounds | 8 |
| Start position | Standing box A facing downrange, loaded and safe gun in holster. |
| Starts | Audible signal |
| Stops | Last shot |
| Penalties | As per current edition IPSC rules |
| Procedure | On the signal, draw and shoot all targets in any order from marked area. |

Stage 11



| | |
|------------------------|--|
| Stage number | 11 |
| Stage name | Flat on |
| Type of scoring | Short course, Comstock count |
| Targets | 4 classic targets, 1 plate |
| Distances | 25m |
| Possible points | 45 |
| Minimum round | 9 |
| Start position | Laying on the bed and facing downrange, hands at marked places. Loaded and safe gun laying flat on the bed, slide touching the mark. |
| Starts | Audible signal |
| Stops | On last shot |
| Penalties | As in IPSC rules |
| Procedure | On the signal, draw and shoot all targets in any order from marked area. |