

# OPEN -- Overall Stage Results

## SSG Summer match 2013

Printed heinäkuu 21, 2013 at 18:24



### Stage 1 -- Long

	<b>PTS</b>	<b>TIME</b>	<b>HIT FACTOR</b>	<b>STAGE POINTS</b>	<b>STAGE PERCENT</b>	<b>COMPETITOR # Name</b>
1	153	17,92	8,5379	160,0000	100,00	128 Partanen, Simo
2	145	17,33	8,3670	156,7964	98,00	81 Mahlamäki, Visa
3	154	19,36	7,9545	149,0671	93,17	40 Lehtonen, Jani
4	149	19,03	7,8297	146,7283	91,71	14 Vainio, Pentti
5	137	18,39	7,4497	139,6064	87,25	122 Pietikäinen, Pekka
6	146	20,05	7,2818	136,4599	85,29	51 Nikkilä, Reima
7	158	21,93	7,2047	135,0159	84,38	5 Tiainen, Ari-Pekka
8	154	21,51	7,1595	134,1673	83,85	121 Suominen, Jukka
9	146	21,05	6,9359	129,9772	81,24	61 Apro, Antti
10	153	23,82	6,4232	120,3694	75,23	65 Liikanen, Ari
11	150	23,75	6,3158	118,3571	73,97	44 Juurijoki, Roy
12	153	24,38	6,2756	117,6046	73,50	43 Saarilahti, Joonas V
13	151	25,14	6,0064	112,5585	70,35	129 Partanen, Pekka T
14	149	26,95	5,5288	103,6082	64,76	83 Hillebrandt, Pertti J
15	113	20,79	5,4353	101,8569	63,66	135 Nyman, Tomi J
16	151	28,00	5,3929	101,0614	63,16	56 Pulli, Vesa E
17	124	23,56	5,2632	98,6309	61,64	137 Suominen, Harri U
18	135	29,12	4,6360	86,8778	54,30	95 Kaartti, Jarmo
19	157	34,68	4,5271	84,8373	53,02	123 Kotkatvuori, Jorma V

# STANDARD -- Overall Stage Results

SSG Summer match 2013

Printed heinäkuu 21, 2013 at 18:24



## Stage 1 -- Long

	PTS	TIME	HIT FACTOR	STAGE POINTS	STAGE PERCENT	COMPETITOR # Name
1	157	20,45	7,6773	160,0000	100,00	120 Kontulainen, Mika
2	150	21,26	7,0555	147,0421	91,90	28 Kuisma, Mikko
3	150	23,41	6,4075	133,5376	83,46	54 Hakkarainen, Mikael
4	141	22,39	6,2975	131,2438	82,03	124 Pakka, Aki
5	150	23,88	6,2814	130,9093	81,82	85 Riste, Mika
6	154	24,52	6,2806	130,8922	81,81	76 Koivisto, Heikki
7	152	24,57	6,1864	128,9294	80,58	72 Vehviläinen, Timo
8	154	25,25	6,0990	127,1080	79,44	82 Vainionpää, Atte
9	138	22,74	6,0686	126,4743	79,05	36 Jetsonen, Timo A
10	139	23,14	6,0069	125,1887	78,24	67 Martikainen, Timo
11	155	26,24	5,9070	123,1066	76,94	132 Asikainen, Mikko
12	157	26,82	5,8538	121,9985	76,25	130 Vilen, Timo
13	154	26,89	5,7270	119,3558	74,60	110 Hyyrönmäki, Jyrki Johannes
14	156	27,25	5,7248	119,3086	74,57	59 Lagerstedt, Max
15	159	27,84	5,7112	119,0259	74,39	97 He, Weixiang
16	140	24,79	5,6474	117,6969	73,56	66 Leppänen, Kim
17	155	27,75	5,5856	116,4079	72,75	50 Poikolainen, Janne
18	125	23,09	5,4136	112,8235	70,51	12 Toppila, Teemu
19	134	24,82	5,3989	112,5166	70,32	143 Heino, Mika
20	151	27,97	5,3986	112,5118	70,32	140 Hulikkala, Janne
21	149	27,88	5,3443	111,3800	69,61	87 Koistinen, Markku
22	150	28,13	5,3324	111,1310	69,46	32 Koskinen, Jukka
23	151	28,81	5,2412	109,2314	68,27	107 Rinne, Tarmo
24	128	25,27	5,0653	105,5646	65,98	90 Marjamäki, Mika
25	150	30,26	4,9570	103,3085	64,57	119 Paussu, Jarno
26	148	29,90	4,9498	103,1583	64,47	80 Yli-antola, Jarkko S
27	156	31,53	4,9477	103,1132	64,45	109 Vahalinna, Sammy x
28	134	27,41	4,8887	101,8848	63,68	6 Lehto, Mikko
29	154	31,86	4,8336	100,7369	62,96	118 Kilpiä, Jani E
30	146	30,56	4,7775	99,5665	62,23	126 Syväne, Petri
31	151	31,82	4,7454	98,8987	61,81	103 Kilpiö, Jukka
32	146	30,91	4,7234	98,4391	61,52	142 Kuitunen, Tauno A
33	146	32,12	4,5455	94,7307	59,21	113 Vahtera, Teemu
34	144	31,70	4,5426	94,6710	59,17	91 Ruotsalainen, Konsta
35	150	33,10	4,5317	94,4445	59,03	4 Juhola, Heikki
36	148	33,73	4,3878	91,4448	57,15	2 Halonen, Sami X
37	153	35,03	4,3677	91,0259	56,89	21 Juutilainen, Anssi K
38	144	32,98	4,3663	90,9967	56,87	38 Suslov, Dmitri
39	135	31,24	4,3214	90,0609	56,29	86 Helokunnas, Heimo
40	150	35,33	4,2457	88,4833	55,30	116 Rautanen, Antti M
41	125	29,59	4,2244	88,0397	55,02	115 Bedretdin, Omar
42	132	32,35	4,0804	85,0380	53,15	49 Kivistö, Kari J
43	137	34,05	4,0235	83,8527	52,41	139 Turunen, Tomi M
44	154	39,14	3,9346	81,9999	51,25	20 Peltonen, Petri
45	142	36,35	3,9065	81,4137	50,88	52 Tiili, Niilo X
46	156	42,88	3,6381	75,8199	47,39	104 Tötterman, Anders C

# STANDARD -- Overall Stage Results

## SSG Summer match 2013

Printed heinäkuu 21, 2013 at 18:24



### Stage 1 -- Long

	<b>PTS</b>	<b>TIME</b>	<b>HIT FACTOR</b>	<b>STAGE POINTS</b>	<b>STAGE PERCENT</b>	<b>COMPETITOR # Name</b>
47	155	43,36	3,5747	74,5000	46,56	29 Martikainen, Kari
48	133	37,64	3,5335	73,6403	46,03	41 Laurikainen, Ilkka
49	138	41,36	3,3366	69,5364	43,46	146 Malkov, Mihail
50	141	42,47	3,3200	69,1911	43,24	27 Hokkanen, Tero
51	138	42,69	3,2326	67,3700	42,11	138 Raitanen, Tero
52	146	46,05	3,1705	66,0750	41,30	60 Kilpelä, Matti J
53	150	47,39	3,1652	65,9657	41,23	74 Levämäki, Mikko
54	148	48,20	3,0705	63,9924	40,00	134 Lehtineva, Jussi
55	146	48,43	3,0147	62,8278	39,27	79 Hyvätti, Jaakko
56	156	52,03	2,9983	62,4862	39,05	147 Niinivesi, Harri
57	138	46,13	2,9915	62,3461	38,97	88 Santala, Arto
58	62	21,50	2,8837	60,0989	37,56	16 Koro, Iiro-tapio
59	126	45,10	2,7938	58,2248	36,39	48 Kivimäki, Merja
60	128	47,27	2,7078	56,4336	35,27	3 Halonen, Kari X
61	122	55,20	2,2101	46,0611	28,79	37 Parkko, Timo P
62	142	79,91	1,7770	37,0340	23,15	19 Jarva, Esko

# PRODUCTION -- Overall Stage Results

SSG Summer match 2013

Printed heinäkuu 21, 2013 at 18:24



## Stage 1 -- Long

	PTS	TIME	HIT FACTOR	STAGE POINTS	STAGE PERCENT	COMPETITOR # Name
1	142	21,84	6,5018	160,0000	100,00	1 Blom, Esa
2	137	22,26	6,1545	151,4536	94,66	34 Hakanen, Jere
3	152	25,54	5,9514	146,4559	91,53	64 Aromäki, Juha
4	160	27,11	5,9019	145,2361	90,77	26 Maunula, Hannu
5	148	26,05	5,6814	139,8100	87,38	70 Vuorinen, Rami
6	148	26,42	5,6018	137,8520	86,16	145 Rönqvist, Mikael
7	152	27,70	5,4874	135,0355	84,40	101 Rastas, Jari
8	140	25,69	5,4496	134,1060	83,82	7 Mäkinen, Mika A
9	148	27,84	5,3161	130,8208	81,76	77 Talvisto, Markku
10	136	25,61	5,3104	130,6814	81,68	63 Leivonen, Antti S
11	150	28,55	5,2539	129,2913	80,81	23 Wächter, Petri
12	142	27,42	5,1787	127,4398	79,65	93 Laurin, Niklas
13	131	25,30	5,1779	127,4192	79,64	22 Viitala, Jaakko
14	144	29,46	4,8880	120,2857	75,18	106 Nieminen, Teemo H
15	150	30,75	4,8780	120,0412	75,03	25 Laitinen, Tommi X
16	125	27,94	4,4739	110,0951	68,81	46 Matero, Simo
17	138	30,89	4,4675	109,9374	68,71	105 Wahlroos, Mikael
18	142	36,64	3,8755	95,3712	59,61	47 Lahtinen, Ari-Pekka O
19	133	34,58	3,8462	94,6479	59,15	108 Tuominen, Jari
20	142	37,37	3,7998	93,5082	58,44	53 Varila, Veli-matti
21	127	34,82	3,6473	89,7551	56,10	55 Konttinen, Timo
22	138	38,06	3,6259	89,2266	55,77	99 Piisk, Daniel
23	142	39,41	3,6031	88,6678	55,42	75 Koskinen, Marika P
24	144	41,30	3,4867	85,8019	53,63	33 Lamminsalo, Harri
25	144	41,41	3,4774	85,5739	53,48	31 Takila, Jari A
26	148	42,59	3,4750	85,5142	53,45	94 Kiili, Marko
27	129	37,35	3,4538	84,9930	53,12	45 Kivelä, Markku A
28	123	35,63	3,4521	84,9520	53,09	131 Kvitko, Dmitri
29	154	44,70	3,4452	84,7808	52,99	111 Leppänen, Heikki T
30	136	43,61	3,1186	76,7427	47,96	35 Viljamaa, Jukka U
31	121	39,81	3,0394	74,7958	46,75	127 Sundman, Johan
32	134	45,68	2,9334	72,1877	45,12	62 Björklund, Mathias
33	140	49,25	2,8426	69,9530	43,72	78 Lammi, Esa P
34	121	50,63	2,3899	58,8114	36,76	125 Turunen, Jukka
35	113	48,45	2,3323	57,3943	35,87	68 Keimmo, Juha-pekka
36	81	35,02	2,3130	56,9185	35,57	144 Niiniharju, Janne K
37	110	47,89	2,2969	56,5239	35,33	71 Antikainen, Hannu
38	146	64,35	2,2688	55,8327	34,90	9 Toppila, Irina S
39	74	39,97	1,8514	45,5598	28,47	89 Kinnunen, Mikko

# CLASSIC -- Overall Stage Results

## SSG Summer match 2013

Printed heinäkuu 21, 2013 at 18:24



### Stage 1 -- Long

	<b>PTS</b>	<b>TIME</b>	<b>HIT FACTOR</b>	<b>STAGE POINTS</b>	<b>STAGE PERCENT</b>	<b>COMPETITOR # Name</b>
1	152	24,38	6,2346	160,0000	100,00	114 Borgström, Stefan L
2	156	26,84	5,8122	149,1599	93,22	73 Lento, Mika
3	153	27,47	5,5697	142,9364	89,34	102 Lahtinen, Matti J
4	155	29,06	5,3338	136,8820	85,55	112 Harju, Jani A
5	158	30,12	5,2457	134,6208	84,14	136 Astikainen, Samppa T
6	142	27,48	5,1674	132,6117	82,88	30 Hölli, Eero
7	154	30,53	5,0442	129,4506	80,91	98 Nurmi, Seppo
8	148	29,71	4,9815	127,8407	79,90	69 Paalo, Sami-antti
9	146	36,06	4,0488	103,9052	64,94	133 Gerasimoff, Jari
10	156	39,40	3,9594	101,6105	63,51	42 Tähtinen, Jyri-Pekka
11	117	29,69	3,9407	101,1313	63,21	92 Sundman, Tom
12	156	40,05	3,8951	99,9614	62,48	84 Kangas, Tomi
13	142	37,00	3,8378	98,4910	61,56	13 Juntunen, Matti
14	154	41,96	3,6702	94,1879	58,87	96 Sjöström, Jussi
15	154	44,84	3,4344	88,1384	55,09	57 Iikkola, Jarkko
16	127	41,03	3,0953	79,4351	49,65	15 Salo, Petteri
17	144	51,43	2,7999	71,8548	44,91	11 Seppälä, Ollipekka
18	156	72,84	2,1417	54,9623	34,35	141 Malmborg, Kimmo G
19	146	68,22	2,1401	54,9226	34,33	24 Aho, Jari

# OPEN -- Overall Stage Results

## SSG Summer match 2013

Printed heinäkuu 21, 2013 at 18:24



### Stage 2 -- Pomput 1

	<b>PTS</b>	<b>TIME</b>	<b>HIT FACTOR</b>	<b>STAGE POINTS</b>	<b>STAGE PERCENT</b>	<b>COMPETITOR # Name</b>
1	60	9,42	6,3694	60,0000	100,00	81 Mahlamäki, Visa
2	59	10,22	5,7730	54,3816	90,64	128 Partanen, Simo
3	57	10,74	5,3073	49,9944	83,32	135 Nyman, Tomi J
4	60	11,40	5,2632	49,5789	82,63	122 Pietikäinen, Pekka
5	58	11,71	4,9530	46,6576	77,76	51 Nikkilä, Reima
6	56	12,01	4,6628	43,9234	73,21	43 Saarihahti, Joonas V
7	57	13,27	4,2954	40,4627	67,44	14 Vainio, Pentti
8	52	12,24	4,2484	40,0196	66,70	44 Juurijoki, Roy
9	54	13,27	4,0693	38,3331	63,89	40 Lehtonen, Jani
10	52	13,04	3,9877	37,5644	62,61	61 Aapro, Antti
11	56	14,63	3,8278	36,0574	60,10	137 Suominen, Harri U
12	58	15,46	3,7516	35,3402	58,90	129 Partanen, Pekka T
13	60	16,48	3,6408	34,2961	57,16	123 Kotkatvuori, Jorma V
14	42	12,19	3,4454	32,4561	54,09	121 Suominen, Jukka
15	55	17,12	3,2126	30,2629	50,44	83 Hillebrandt, Pertti J
16	58	18,30	3,1694	29,8557	49,76	56 Pulli, Vesa E
17	57	19,50	2,9231	27,5354	45,89	65 Liikanen, Ari
18	51	20,12	2,5348	23,8777	39,80	5 Tiainen, Ari-Pekka
19	29	19,37	1,4972	14,1033	23,51	95 Kaartti, Jarmo

# STANDARD -- Overall Stage Results

SSG Summer match 2013

Printed heinäkuu 21, 2013 at 18:24



## Stage 2 -- Pomput 1

	PTS	TIME	HIT FACTOR	STAGE POINTS	STAGE PERCENT	COMPETITOR # Name
1	57	11,96	4,7659	60,0000	100,00	132 Asikainen, Mikko
2	56	12,24	4,5752	57,5989	96,00	120 Kontulainen, Mika
3	57	12,61	4,5202	56,9072	94,85	28 Kuisma, Mikko
4	54	12,25	4,4082	55,4965	92,49	85 Riste, Mika
5	54	12,39	4,3584	54,8694	91,45	32 Koskinen, Jukka
6	58	13,49	4,2995	54,1282	90,21	67 Martikainen, Timo
7	54	13,99	3,8599	48,5941	80,99	50 Poikolainen, Janne
8	58	15,34	3,7810	47,6004	79,33	76 Koivisto, Heikki
9	55	14,65	3,7543	47,2642	78,77	82 Vainionpää, Atte
10	56	14,95	3,7458	47,1579	78,60	142 Kuitunen, Tauno A
11	59	15,84	3,7247	46,8926	78,15	72 Vehviläinen, Timo
12	59	15,84	3,7247	46,8926	78,15	130 Vilen, Timo
13	57	15,68	3,6352	45,7653	76,28	87 Koistinen, Markku
14	59	16,70	3,5329	44,4778	74,13	49 Kivistö, Kari J
15	52	15,84	3,2828	41,3291	68,88	143 Heino, Mika
16	52	15,87	3,2766	41,2509	68,75	36 Jetsonen, Timo A
17	54	16,72	3,2297	40,6598	67,77	16 Koro, Iiro-tapio
18	54	17,71	3,0491	38,3869	63,98	119 Paussu, Jarno
19	59	19,35	3,0491	38,3865	63,98	79 Hyvätti, Jaakko
20	54	18,12	2,9801	37,5183	62,53	6 Lehto, Mikko
21	58	19,52	2,9713	37,4072	62,35	97 He, Weixiang
22	48	16,17	2,9685	37,3713	62,29	126 Syväne, Petri
23	41	13,82	2,9667	37,3494	62,25	54 Hakkarainen, Mikael
24	58	19,73	2,9397	37,0091	61,68	86 Helokunnas, Heimo
25	39	13,35	2,9213	36,7782	61,30	66 Leppänen, Kim
26	46	15,95	2,8840	36,3082	60,51	110 Hyyrönmäki, Jyrki Johannes
27	56	19,48	2,8747	36,1915	60,32	115 Bedretdin, Omar
28	57	19,92	2,8614	36,0241	60,04	107 Rinne, Tarmo
29	42	15,37	2,7326	34,4019	57,34	140 Hulikkala, Janne
30	41	15,05	2,7243	34,2969	57,16	124 Pakka, Aki
31	50	18,69	2,6752	33,6797	56,13	139 Turunen, Tomi M
32	56	21,46	2,6095	32,8523	54,75	38 Suslov, Dmitri
33	48	18,99	2,5276	31,8217	53,04	12 Toppila, Teemu
34	37	14,71	2,5153	31,6662	52,78	113 Vahtera, Teemu
35	50	20,01	2,4988	31,4580	52,43	2 Halonen, Sami X
36	56	22,76	2,4605	30,9759	51,63	21 Juutilainen, Anssi K
37	45	18,30	2,4590	30,9577	51,60	90 Marjamäki, Mika
38	50	20,52	2,4366	30,6761	51,13	91 Ruotsalainen, Konsta
39	56	23,66	2,3669	29,7976	49,66	4 Juhola, Heikki
40	52	23,74	2,1904	27,5759	45,96	29 Martikainen, Kari
41	56	27,49	2,0371	25,6461	42,74	134 Lehtineva, Jussi
42	48	23,62	2,0322	25,5840	42,64	80 Yli-antola, Jarkko S
43	32	16,18	1,9778	24,8988	41,50	103 Kilpiö, Jukka
44	50	26,82	1,8643	23,4703	39,12	147 Niinivesi, Harri
45	42	23,01	1,8253	22,9795	38,30	146 Malkov, Mihail
46	35	21,75	1,6092	20,2589	33,76	52 Tiili, Niilo X

# STANDARD -- Overall Stage Results

SSG Summer match 2013

Printed heinäkuu 21, 2013 at 18:24



## Stage 2 -- Pomput 1

	<b>PTS</b>	<b>TIME</b>	<b>HIT FACTOR</b>	<b>STAGE POINTS</b>	<b>STAGE PERCENT</b>	<b>COMPETITOR # Name</b>
47	54	33,71	1,6019	20,1671	33,61	88 Santala, Arto
48	43	27,61	1,5574	19,6069	32,68	59 Lagerstedt, Max
49	43	28,38	1,5152	19,0750	31,79	27 Hokkanen, Tero
50	41	28,13	1,4575	18,3494	30,58	138 Raitanen, Tero
51	28	21,11	1,3264	16,6985	27,83	20 Peltonen, Petri
52	18	16,72	1,0766	13,5533	22,59	109 Vahalinna, Sammy x
53	28	28,15	0,9947	12,5224	20,87	104 Tötterman, Anders C
54	47	47,95	0,9802	12,3400	20,57	19 Jarva, Esko
55	28	29,65	0,9444	11,8889	19,81	41 Laurikainen, Ilkka
56	26	29,02	0,8959	11,2793	18,80	3 Halonen, Kari X
57	24	27,37	0,8769	11,0394	18,40	48 Kivimäki, Merja
58	14	20,68	0,6770	8,5229	14,20	118 Kilpiä, Jani E
59	16	29,39	0,5444	6,8537	11,42	37 Parkko, Timo P
60	11	22,02	0,4995	6,2890	10,48	60 Kilpelä, Matti J
61	12	24,51	0,4896	6,1638	10,27	116 Rautanen, Antti M
62	9	36,11	0,2492	3,1378	5,23	74 Levämäki, Mikko

# PRODUCTION -- Overall Stage Results

SSG Summer match 2013

Printed heinäkuu 21, 2013 at 18:24



## Stage 2 -- Pomput 1

	PTS	TIME	HIT FACTOR	STAGE POINTS	STAGE PERCENT	COMPETITOR # Name
1	56	13,74	4,0757	60,0000	100,00	1 Blom, Esa
2	56	13,76	4,0698	59,9128	99,85	34 Hakanen, Jere
3	54	14,23	3,7948	55,8649	93,11	70 Vuorinen, Rami
4	50	13,43	3,7230	54,8080	91,35	64 Aromäki, Juha
5	54	15,08	3,5809	52,7160	87,86	101 Rastas, Jari
6	54	15,44	3,4974	51,4869	85,81	77 Talvisto, Markku
7	54	16,13	3,3478	49,2844	82,14	106 Nieminen, Teemo H
8	50	15,07	3,3179	48,8435	81,41	26 Maunula, Hannu
9	52	16,81	3,0934	45,5392	75,90	46 Matero, Simo
10	56	18,35	3,0518	44,9264	74,88	7 Mäkinen, Mika A
11	52	17,07	3,0463	44,8456	74,74	145 Rönqvist, Mikael
12	54	17,90	3,0168	44,4110	74,02	23 Wächter, Petri
13	52	17,37	2,9937	44,0711	73,45	22 Viitala, Jaakko
14	56	19,54	2,8659	42,1904	70,32	53 Varila, Veli-matti
15	58	21,54	2,6927	39,6399	66,07	94 Kiili, Marko
16	56	23,70	2,3629	34,7848	57,97	33 Lamminsalo, Harri
17	54	23,43	2,3047	33,9290	56,55	25 Laitinen, Tommi X
18	33	14,50	2,2759	33,5039	55,84	93 Laurin, Niklas
19	52	23,38	2,2241	32,7423	54,57	75 Koskinen, Marika P
20	52	23,49	2,2137	32,5889	54,31	62 Björklund, Mathias
21	52	24,63	2,1112	31,0806	51,80	127 Sundman, Johan
22	54	26,34	2,0501	30,1806	50,30	99 Piisk, Daniel
23	46	23,21	1,9819	29,1765	48,63	78 Lammi, Esa P
24	54	27,93	1,9334	28,4625	47,44	108 Tuominen, Jari
25	52	27,83	1,8685	27,5068	45,84	89 Kinnunen, Mikko
26	48	25,98	1,8476	27,1989	45,33	35 Viljamaa, Jukka U
27	54	30,41	1,7757	26,1413	43,57	131 Kvitko, Dmitri
28	52	30,61	1,6988	25,0086	41,68	125 Turunen, Jukka
29	54	32,45	1,6641	24,4979	40,83	9 Toppila, Irina S
30	39	23,52	1,6582	24,4105	40,68	144 Niiniharju, Janne K
31	58	35,51	1,6333	24,0451	40,08	111 Leppänen, Heikki T
32	39	24,39	1,5990	23,5398	39,23	55 Konttinen, Timo
33	33	21,69	1,5214	22,3977	37,33	105 Wahlroos, Mikael
34	54	36,83	1,4662	21,5845	35,97	71 Antikainen, Hannu
35	28	19,53	1,4337	21,1060	35,18	63 Leivonen, Antti S
36	50	36,22	1,3805	20,3222	33,87	45 Kivelä, Markku A
37	28	22,29	1,2562	18,4926	30,82	31 Takila, Jari A
38	28	33,30	0,8408	12,3784	20,63	68 Keimmo, Juha-pekka
39	9	20,48	0,4395	6,4694	10,78	47 Lahtinen, Ari-Pekka O

# CLASSIC -- Overall Stage Results

## SSG Summer match 2013

Printed heinäkuu 21, 2013 at 18:24



### Stage 2 -- Pomput 1

	PTS	TIME	HIT FACTOR	STAGE POINTS	STAGE PERCENT	COMPETITOR # Name
1	59	14,80	3,9865	60,0000	100,00	102 Lahtinen, Matti J
2	58	15,25	3,8033	57,2426	95,40	114 Borgström, Stefan L
3	56	15,60	3,5897	54,0287	90,05	98 Nurmi, Seppo
4	58	18,92	3,0655	46,1390	76,90	112 Harju, Jani A
5	58	19,17	3,0256	45,5373	75,90	57 Iikkola, Jarkko
6	54	18,91	2,8556	42,9797	71,63	24 Aho, Jari
7	41	14,65	2,7986	42,1218	70,20	136 Astikainen, Samppa T
8	56	20,96	2,6718	40,2122	67,02	13 Juntunen, Matti
9	50	19,85	2,5189	37,9115	63,19	69 Paalo, Sami-antti
10	39	16,31	2,3912	35,9892	59,98	73 Lento, Mika
11	56	24,51	2,2848	34,3879	57,31	92 Sundman, Tom
12	50	21,89	2,2841	34,3784	57,30	15 Salo, Petteri
13	57	26,51	2,1501	32,3613	53,94	96 Sjöström, Jussi
14	41	19,33	2,1211	31,9237	53,21	30 Hölli, Eero
15	57	27,38	2,0818	31,3330	52,22	11 Seppälä, Ollipekka
16	54	31,18	1,7319	26,0663	43,44	42 Tähtinen, Jyri-Pekka
17	39	27,39	1,4239	21,4306	35,72	84 Kangas, Tomi
18	39	28,41	1,3728	20,6611	34,44	133 Gerasimoff, Jari
19	56	54,82	1,0215	15,3748	25,62	141 Malmborg, Kimmo G

# OPEN -- Overall Stage Results

## SSG Summer match 2013

Printed heinäkuu 21, 2013 at 18:24



### Stage 3 -- Pomput 2

	<b>PTS</b>	<b>TIME</b>	<b>HIT FACTOR</b>	<b>STAGE POINTS</b>	<b>STAGE PERCENT</b>	<b>COMPETITOR # Name</b>
1	116	9,56	12,1339	120,0000	100,00	122 Pietikäinen, Pekka
2	110	9,71	11,3285	112,0352	93,36	128 Partanen, Simo
3	116	10,76	10,7807	106,6171	88,85	135 Nyman, Tomi J
4	101	10,29	9,8154	97,0705	80,89	121 Suominen, Jukka
5	101	10,48	9,6374	95,3106	79,43	14 Vainio, Pentti
6	118	12,36	9,5469	94,4158	78,68	43 Saarilahti, Joonas V
7	98	10,29	9,5238	94,1872	78,49	51 Nikkilä, Reima
8	118	12,47	9,4627	93,5829	77,99	123 Kotkatvuori, Jorma V
9	94	9,98	9,4188	93,1491	77,62	137 Suominen, Harri U
10	117	12,45	9,3976	92,9389	77,45	81 Mahlamäki, Visa
11	102	11,50	8,8696	87,7169	73,10	40 Lehtonen, Jani
12	115	13,14	8,7519	86,5533	72,13	56 Pulli, Vesa E
13	112	13,66	8,1991	81,0865	67,57	83 Hillebrandt, Pertti J
14	115	14,43	7,9695	78,8157	65,68	65 Liikanen, Ari
15	109	14,15	7,7032	76,1818	63,48	5 Tiainen, Ari-Pekka
16	109	15,23	7,1569	70,7795	58,98	95 Kaartti, Jarmo
17	112	15,94	7,0263	69,4882	57,91	61 Aapro, Antti
18	110	20,35	5,4054	53,4576	44,55	44 Juurijoki, Roy
19	0	8,79	0,0000	0,0000	0,00	129 Partanen, Pekka T

# STANDARD -- Overall Stage Results

SSG Summer match 2013

Printed heinäkuu 21, 2013 at 18:24



## Stage 3 -- Pomput 2

	PTS	TIME	HIT FACTOR	STAGE POINTS	STAGE PERCENT	COMPETITOR # Name
1	115	11,21	10,2587	120,0000	100,00	67 Martikainen, Timo
2	118	11,60	10,1724	118,9907	99,16	120 Kontulainen, Mika
3	111	12,79	8,6787	101,5176	84,60	132 Asikainen, Mikko
4	116	13,43	8,6374	101,0348	84,20	28 Kuisma, Mikko
5	112	12,98	8,6287	100,9328	84,11	82 Vainionpää, Atte
6	108	12,80	8,4375	98,6967	82,25	16 Koro, Iiro-tapio
7	110	13,30	8,2707	96,7453	80,62	72 Vehviläinen, Timo
8	115	13,93	8,2556	96,5686	80,47	124 Pakka, Aki
9	118	14,42	8,1831	95,7207	79,77	66 Leppänen, Kim
10	112	13,97	8,0172	93,7801	78,15	126 Syväne, Petri
11	119	15,50	7,6774	89,8058	74,84	87 Koistinen, Markku
12	114	15,31	7,4461	87,1001	72,58	50 Poikolainen, Janne
13	98	13,28	7,3795	86,3211	71,93	85 Riste, Mika
14	119	16,14	7,3730	86,2447	71,87	130 Vilen, Timo
15	119	16,20	7,3457	85,9253	71,60	103 Kilpiö, Jukka
16	118	16,29	7,2437	84,7325	70,61	6 Lehto, Mikko
17	102	14,25	7,1579	83,7287	69,77	142 Kuitunen, Tauno A
18	116	16,72	6,9378	81,1541	67,63	97 He, Weixiang
19	116	17,48	6,6362	77,6257	64,69	107 Rinne, Tarmo
20	87	13,17	6,6059	77,2720	64,39	49 Kivistö, Kari J
21	99	15,21	6,5089	76,1369	63,45	143 Heino, Mika
22	82	12,78	6,4163	75,0537	62,54	76 Koivisto, Heikki
23	112	17,48	6,4073	74,9490	62,46	59 Lagerstedt, Max
24	106	16,62	6,3779	74,6043	62,17	36 Jetsonen, Timo A
25	100	15,94	6,2735	73,3839	61,15	80 Yli-antola, Jarkko S
26	110	17,85	6,1625	72,0848	60,07	90 Marjamäki, Mika
27	114	18,57	6,1389	71,8095	59,84	38 Suslov, Dmitri
28	102	16,63	6,1335	71,7459	59,79	32 Koskinen, Jukka
29	114	18,66	6,1093	71,4632	59,55	52 Tiili, Niilo X
30	87	14,41	6,0375	70,6227	58,85	110 Hyyrönmäki, Jyrki Johannes
31	104	17,33	6,0012	70,1978	58,50	86 Helokunnas, Heimo
32	106	17,76	5,9685	69,8155	58,18	12 Toppila, Teemu
33	104	17,82	5,8361	68,2676	56,89	113 Vahtera, Teemu
34	98	17,12	5,7243	66,9594	55,80	91 Ruotsalainen, Konsta
35	110	19,46	5,6526	66,1209	55,10	4 Juhola, Heikki
36	110	20,03	5,4918	64,2393	53,53	115 Bedretdin, Omar
37	87	15,86	5,4855	64,1660	53,47	119 Paussu, Jarno
38	110	20,09	5,4754	64,0474	53,37	20 Peltonen, Petri
39	87	16,19	5,3737	62,8581	52,38	139 Turunen, Tomi M
40	98	18,37	5,3348	62,4031	52,00	21 Juutilainen, Anssi K
41	114	21,41	5,3246	62,2841	51,90	29 Martikainen, Kari
42	110	20,73	5,3063	62,0701	51,73	60 Kilpelä, Matti J
43	95	18,93	5,0185	58,7032	48,92	109 Vahalinna, Sammy x
44	112	22,61	4,9536	57,9437	48,29	104 Tötterman, Anders C
45	109	22,09	4,9344	57,7191	48,10	88 Santala, Arto
46	68	14,08	4,8295	56,4931	47,08	54 Hakkarainen, Mikael

# STANDARD -- Overall Stage Results

SSG Summer match 2013

Printed heinäkuu 21, 2013 at 18:24



## Stage 3 -- Pomput 2

	<b>PTS</b>	<b>TIME</b>	<b>HIT FACTOR</b>	<b>STAGE POINTS</b>	<b>STAGE PERCENT</b>	<b>COMPETITOR # Name</b>
47	111	23,19	4,7865	55,9901	46,66	74 Levämäki, Mikko
48	112	23,73	4,7198	55,2089	46,01	116 Rautanen, Antti M
49	109	23,52	4,6344	54,2098	45,17	27 Hokkanen, Tero
50	86	18,60	4,6237	54,0847	45,07	140 Hulikkala, Janne
51	107	23,16	4,6200	54,0424	45,04	118 Kilpiä, Jani E
52	101	22,15	4,5598	53,3380	44,45	79 Hyvätti, Jaakko
53	85	19,04	4,4643	52,2205	43,52	2 Halonen, Sami X
54	99	22,21	4,4575	52,1406	43,45	37 Parkko, Timo P
55	106	27,08	3,9143	45,7874	38,16	41 Laurikainen, Ilkka
56	102	26,86	3,7975	44,4205	37,02	134 Lehtineva, Jussi
57	114	34,44	3,3101	38,7196	32,27	147 Niinivesi, Harri
58	63	19,07	3,3036	38,6437	32,20	138 Raitanen, Tero
59	113	36,38	3,1061	36,3333	30,28	19 Jarva, Esko
60	91	30,36	2,9974	35,0613	29,22	48 Kivimäki, Merja
61	92	31,05	2,9630	34,6589	28,88	3 Halonen, Kari X
62	95	33,61	2,8265	33,0631	27,55	146 Malkov, Mihail

# PRODUCTION -- Overall Stage Results

SSG Summer match 2013

Printed heinäkuu 21, 2013 at 18:24



## Stage 3 -- Pomput 2

	PTS	TIME	HIT FACTOR	STAGE POINTS	STAGE PERCENT	COMPETITOR # Name
1	112	12,95	8,6486	120,0000	100,00	70 Vuorinen, Rami
2	114	13,43	8,4885	117,7774	98,15	46 Matero, Simo
3	114	13,55	8,4133	116,7343	97,28	63 Leivonen, Antti S
4	110	13,21	8,3270	115,5375	96,28	23 Wächter, Petri
5	112	14,17	7,9040	109,6683	91,39	64 Aromäki, Juha
6	112	14,33	7,8158	108,4438	90,37	22 Viitala, Jaakko
7	99	12,71	7,7891	108,0744	90,06	34 Hakanen, Jere
8	112	15,03	7,4518	103,3932	86,16	77 Talvisto, Markku
9	116	16,01	7,2455	100,5309	83,78	145 Rönqvist, Mikael
10	112	15,77	7,1021	98,5415	82,12	7 Mäkinen, Mika A
11	116	16,54	7,0133	97,3096	81,09	93 Laurin, Niklas
12	104	14,94	6,9612	96,5863	80,49	101 Rastas, Jari
13	112	16,89	6,6311	92,0071	76,67	55 Konttinen, Timo
14	106	16,38	6,4713	89,7894	74,82	1 Blom, Esa
15	101	15,78	6,4005	88,8070	74,01	26 Maunula, Hannu
16	116	18,66	6,2165	86,2540	71,88	45 Kivelä, Markku A
17	102	17,56	5,8087	80,5951	67,16	106 Nieminen, Teemo H
18	97	16,81	5,7704	80,0639	66,72	105 Wahlroos, Mikael
19	112	20,04	5,5888	77,5449	64,62	53 Varila, Veli-matti
20	108	19,61	5,5074	76,4151	63,68	25 Laitinen, Tommi X
21	104	19,51	5,3306	73,9621	61,64	131 Kvitko, Dmitri
22	112	21,56	5,1948	72,0779	60,06	75 Koskinen, Marika P
23	87	17,22	5,0523	70,1002	58,42	47 Lahtinen, Ari-Pekka O
24	110	21,83	5,0389	69,9153	58,26	144 Niiniharju, Janne K
25	112	22,52	4,9734	69,0053	57,50	127 Sundman, Johan
26	118	23,86	4,9455	68,6190	57,18	94 Kiili, Marko
27	116	23,81	4,8719	67,5976	56,33	33 Lamminsalo, Harri
28	104	22,63	4,5957	63,7649	53,14	31 Takila, Jari A
29	96	22,28	4,3088	59,7846	49,82	108 Tuominen, Jari
30	110	25,57	4,3019	59,6891	49,74	9 Toppila, Irina S
31	104	24,73	4,2054	58,3502	48,63	71 Antikainen, Hannu
32	96	24,65	3,8945	54,0365	45,03	89 Kinnunen, Mikko
33	108	28,38	3,8055	52,8013	44,00	125 Turunen, Jukka
34	101	26,88	3,7574	52,1345	43,45	111 Leppänen, Heikki T
35	110	30,47	3,6101	50,0903	41,74	62 Björklund, Mathias
36	96	26,71	3,5942	49,8690	41,56	68 Keimmo, Juha-pekka
37	95	29,52	3,2182	44,6519	37,21	35 Viljamaa, Jukka U
38	48	19,72	2,4341	33,7728	28,14	99 Piisk, Daniel
39	71	31,70	2,2397	31,0765	25,90	78 Lammi, Esa P

# CLASSIC -- Overall Stage Results

## SSG Summer match 2013

Printed heinäkuu 21, 2013 at 18:24



### Stage 3 -- Pomput 2

	<b>PTS</b>	<b>TIME</b>	<b>HIT FACTOR</b>	<b>STAGE POINTS</b>	<b>STAGE PERCENT</b>	<b>COMPETITOR # Name</b>
1	119	14,53	8,1900	120,0000	100,00	73 Lento, Mika
2	116	15,30	7,5817	111,0878	92,57	98 Nurmi, Seppo
3	114	15,58	7,3171	107,2105	89,34	69 Paalo, Sami-antti
4	92	13,06	7,0444	103,2154	86,01	114 Borgström, Stefan L
5	116	16,67	6,9586	101,9582	84,97	84 Kangas, Tomi
6	115	16,69	6,8904	100,9582	84,13	92 Sundman, Tom
7	113	16,60	6,8072	99,7402	83,12	112 Harju, Jani A
8	104	15,63	6,6539	97,4932	81,24	30 Hölli, Eero
9	116	17,52	6,6210	97,0116	80,84	42 Tähtinen, Jyri-Pekka
10	116	19,03	6,0956	89,3139	74,43	24 Aho, Jari
11	113	20,02	5,6444	82,7017	68,92	11 Seppälä, Ollipekka
12	113	20,46	5,5230	80,9231	67,44	136 Astikainen, Samppa T
13	110	20,46	5,3763	78,7747	65,65	133 Gerasimoff, Jari
14	93	17,63	5,2751	77,2913	64,41	13 Juntunen, Matti
15	88	17,37	5,0662	74,2306	61,86	102 Lahtinen, Matti J
16	102	20,34	5,0147	73,4766	61,23	15 Salo, Petteri
17	104	21,13	4,9219	72,1164	60,10	57 Iikkola, Jarkko
18	107	31,75	3,3701	49,3787	41,15	96 Sjöström, Jussi
19	118	40,78	2,8936	42,3970	35,33	141 Malmborg, Kimmo G

# OPEN -- Overall Stage Results

## SSG Summer match 2013

Printed heinäkuu 21, 2013 at 18:24



### Stage 4 -- Run four

	<b>PTS</b>	<b>TIME</b>	<b>HIT FACTOR</b>	<b>STAGE POINTS</b>	<b>STAGE PERCENT</b>	<b>COMPETITOR # Name</b>
1	116	11,69	9,9230	120,0000	100,00	122 Pietikäinen, Pekka
2	116	12,13	9,5631	115,6471	96,37	128 Partanen, Simo
3	97	10,16	9,5472	115,4558	96,21	81 Mahlamäki, Visa
4	111	12,33	9,0024	108,8673	90,72	51 Nikkilä, Reima
5	118	13,58	8,6892	105,0800	87,57	40 Lehtonen, Jani
6	115	13,92	8,2615	99,9071	83,26	5 Tiainen, Ari-Pekka
7	111	13,70	8,1022	97,9806	81,65	121 Suominen, Jukka
8	115	15,15	7,5908	91,7958	76,50	123 Kotkatvuori, Jorma V
9	112	14,88	7,5269	91,0234	75,85	44 Juurijoki, Roy
10	118	15,94	7,4028	89,5223	74,60	14 Vainio, Pentti
11	113	15,72	7,1883	86,9288	72,44	65 Liikanen, Ari
12	115	16,58	6,9361	83,8786	69,90	129 Partanen, Pekka T
13	83	12,23	6,7866	82,0709	68,39	135 Nyman, Tomi J
14	101	14,91	6,7740	81,9184	68,27	61 Aapro, Antti
15	101	15,98	6,3204	76,4333	63,69	43 Saarilahti, Joonas V
16	113	18,07	6,2535	75,6237	63,02	137 Suominen, Harri U
17	111	19,41	5,7187	69,1568	57,63	95 Kaarti, Jarmo
18	90	16,44	5,4745	66,2031	55,17	83 Hillebrandt, Pertti J
19	93	17,80	5,2247	63,1831	52,65	56 Pulli, Vesa E

# STANDARD -- Overall Stage Results

SSG Summer match 2013

Printed heinäkuu 21, 2013 at 18:24



## Stage 4 -- Run four

	PTS	TIME	HIT FACTOR	STAGE POINTS	STAGE PERCENT	COMPETITOR # Name
1	118	13,62	8,6637	120,0000	100,00	28 Kuisma, Mikko
2	114	13,56	8,4071	116,4452	97,04	67 Martikainen, Timo
3	115	14,29	8,0476	111,4659	92,89	120 Kontulainen, Mika
4	118	16,11	7,3246	101,4525	84,54	85 Riste, Mika
5	110	15,10	7,2848	100,9002	84,08	54 Hakkarainen, Mikael
6	116	16,25	7,1385	98,8737	82,39	126 Syväne, Petri
7	116	16,32	7,1078	98,4497	82,04	130 Vilen, Timo
8	120	16,96	7,0755	98,0013	81,67	66 Leppänen, Kim
9	114	16,14	7,0632	97,8313	81,53	124 Pakka, Aki
10	115	16,34	7,0379	97,4815	81,23	82 Vainionpää, Atte
11	114	16,40	6,9512	96,2803	80,23	103 Kilpiö, Jukka
12	114	16,53	6,8966	95,5231	79,60	76 Koivisto, Heikki
13	110	16,44	6,6910	92,6760	77,23	49 Kivistö, Kari J
14	108	16,60	6,5060	90,1139	75,09	142 Kuitunen, Tauno A
15	114	17,55	6,4957	89,9713	74,98	107 Rinne, Tarmo
16	108	16,80	6,4286	89,0412	74,20	36 Jetsonen, Timo A
17	99	15,46	6,4036	88,6956	73,91	72 Vehviläinen, Timo
18	106	16,64	6,3702	88,2326	73,53	143 Heino, Mika
19	117	19,11	6,1224	84,8011	70,67	97 He, Weixiang
20	106	17,45	6,0745	84,1370	70,11	87 Koistinen, Markku
21	99	16,68	5,9353	82,2083	68,51	132 Asikainen, Mikko
22	106	17,88	5,9284	82,1135	68,43	12 Toppila, Teemu
23	99	16,79	5,8964	81,6697	68,06	32 Koskinen, Jukka
24	101	17,51	5,7681	79,8935	66,58	109 Vahalinna, Sammy x
25	110	19,75	5,5696	77,1440	64,29	146 Malkov, Mihail
26	119	21,81	5,4562	75,5732	62,98	79 Hyvätti, Jaakko
27	112	20,77	5,3924	74,6892	62,24	86 Helokunnas, Heimo
28	103	19,40	5,3093	73,5380	61,28	50 Poikolainen, Janne
29	111	21,21	5,2334	72,4868	60,41	119 Paussu, Jarno
30	83	16,01	5,1843	71,8064	59,84	16 Koro, Iiro-tapio
31	99	19,15	5,1697	71,6049	59,67	140 Hulikkala, Janne
32	112	21,83	5,1306	71,0625	59,22	80 Yli-antola, Jarkko S
33	116	23,05	5,0325	69,7049	58,09	113 Vahtera, Teemu
34	102	20,34	5,0147	69,4585	57,88	6 Lehto, Mikko
35	114	22,95	4,9673	68,8016	57,33	116 Rautanen, Antti M
36	108	22,32	4,8387	67,0202	55,85	59 Lagerstedt, Max
37	77	16,03	4,8035	66,5325	55,44	110 Hyyrönmäki, Jyrki Johannes
38	116	24,66	4,7040	65,1540	54,30	4 Juhola, Heikki
39	108	22,96	4,7038	65,1521	54,29	115 Bedretdin, Omar
40	115	24,45	4,7035	65,1471	54,29	21 Juutilainen, Anssi K
41	108	26,61	4,0586	56,2154	46,85	60 Kilpelä, Matti J
42	117	28,88	4,0512	56,1132	46,76	29 Martikainen, Kari
43	104	25,87	4,0201	55,6818	46,40	41 Laurikainen, Ilkka
44	118	30,69	3,8449	53,2551	44,38	147 Niinivesi, Harri
45	106	28,07	3,7763	52,3046	43,59	118 Kilpiä, Jani E
46	118	31,62	3,7318	51,6888	43,07	88 Santala, Arto

# STANDARD -- Overall Stage Results

SSG Summer match 2013

Printed heinäkuu 21, 2013 at 18:24



## Stage 4 -- Run four

	<b>PTS</b>	<b>TIME</b>	<b>HIT FACTOR</b>	<b>STAGE POINTS</b>	<b>STAGE PERCENT</b>	<b>COMPETITOR # Name</b>
47	77	20,70	3,7198	51,5225	42,94	2 Halonen, Sami X
48	84	23,31	3,6036	49,9130	41,59	27 Hokkanen, Tero
49	87	24,17	3,5995	49,8562	41,55	48 Kivimäki, Merja
50	89	24,88	3,5772	49,5468	41,29	104 Tötterman, Anders C
51	96	27,32	3,5139	48,6706	40,56	20 Peltonen, Petri
52	96	27,44	3,4985	48,4578	40,38	139 Turunen, Tomi M
53	77	22,86	3,3683	46,6542	38,88	52 Tiili, Niilo X
54	102	30,50	3,3443	46,3209	38,60	37 Parkko, Timo P
55	68	20,85	3,2614	45,1730	37,64	38 Suslov, Dmitri
56	64	20,70	3,0918	42,8239	35,69	90 Marjamäki, Mika
57	85	28,06	3,0292	41,9573	34,96	138 Raitanen, Tero
58	118	39,29	3,0033	41,5984	34,67	134 Lehtineva, Jussi
59	72	23,98	3,0025	41,5872	34,66	91 Ruotsalainen, Konsta
60	89	35,84	2,4833	34,3952	28,66	74 Levämäki, Mikko
61	80	43,97	1,8194	25,2005	21,00	19 Jarva, Esko
62	43	28,91	1,4874	20,6014	17,17	3 Halonen, Kari X

# PRODUCTION -- Overall Stage Results

SSG Summer match 2013

Printed heinäkuu 21, 2013 at 18:24




## Stage 4 -- Run four

	PTS	TIME	HIT FACTOR	STAGE POINTS	STAGE PERCENT	COMPETITOR # Name
1	116	14,20	8,1690	120,0000	100,00	34 Hakanen, Jere
2	108	14,38	7,5104	110,3256	91,94	1 Blom, Esa
3	118	16,54	7,1342	104,7992	87,33	93 Laurin, Niklas
4	116	17,18	6,7520	99,1851	82,65	23 Wächter, Petri
5	118	17,51	6,7390	98,9937	82,49	26 Maunula, Hannu
6	110	16,58	6,6345	97,4585	81,22	70 Vuorinen, Rami
7	116	17,98	6,4516	94,7720	78,98	22 Viitala, Jaakko
8	112	17,95	6,2396	91,6569	76,38	64 Aromäki, Juha
9	100	16,44	6,0827	89,3531	74,46	46 Matero, Simo
10	118	19,55	6,0358	88,6639	73,89	77 Talvisto, Markku
11	118	19,66	6,0020	88,1678	73,47	7 Mäkinen, Mika A
12	104	17,50	5,9429	87,2985	72,75	63 Leivonen, Antti S
13	104	17,52	5,9361	87,1989	72,67	101 Rastas, Jari
14	116	20,17	5,7511	84,4819	70,40	108 Tuominen, Jari
15	112	20,00	5,6000	82,2621	68,55	145 Rönqvist, Mikael
16	114	21,81	5,2270	76,7822	63,99	45 Kivelä, Markku A
17	112	21,99	5,0932	74,8177	62,35	53 Varila, Veli-matti
18	110	21,67	5,0761	74,5668	62,14	99 Piisk, Daniel
19	112	22,32	5,0179	73,7115	61,43	131 Kvitko, Dmitri
20	104	21,68	4,7970	70,4670	58,72	105 Wahlroos, Mikael
21	104	22,21	4,6826	68,7854	57,32	55 Konttinen, Timo
22	110	24,21	4,5436	66,7436	55,62	75 Koskinen, Marika P
23	116	25,69	4,5154	66,3293	55,27	31 Takila, Jari A
24	102	23,00	4,4348	65,1454	54,29	127 Sundman, Johan
25	114	26,02	4,3812	64,3590	53,63	89 Kinnunen, Mikko
26	108	26,95	4,0074	58,8676	49,06	25 Laitinen, Tommi X
27	112	28,96	3,8674	56,8108	47,34	94 Kiili, Marko
28	116	30,78	3,7687	55,3606	46,13	62 Björklund, Mathias
29	110	29,50	3,7288	54,7750	45,65	71 Antikainen, Hannu
30	108	30,61	3,5283	51,8289	43,19	68 Keimmo, Juha-pekka
31	97	28,14	3,4471	50,6360	42,20	111 Leppänen, Heikki T
32	112	32,94	3,4001	49,9466	41,62	35 Viljamaa, Jukka U
33	89	27,60	3,2246	47,3688	39,47	144 Niiniharju, Janne K
34	94	29,61	3,1746	46,6338	38,86	78 Lammi, Esa P
35	58	19,44	2,9835	43,8272	36,52	106 Nieminen, Teemo H
36	73	24,80	2,9435	43,2397	36,03	47 Lahtinen, Ari-Pekka O
37	76	26,45	2,8733	42,2085	35,17	33 Lamminsalo, Harri
38	100	42,97	2,3272	34,1858	28,49	9 Toppila, Irina S
39	76	34,83	2,1820	32,0532	26,71	125 Turunen, Jukka

# CLASSIC -- Overall Stage Results

SSG Summer match 2013

Printed heinäkuu 21, 2013 at 18:24



## Stage 4 -- Run four

	<b>PTS</b>	<b>TIME</b>	<b>HIT FACTOR</b>	<b>STAGE POINTS</b>	<b>STAGE PERCENT</b>	<b>COMPETITOR # Name</b>
1	117	15,65	7,4760	120,0000	100,00	114 Borgström, Stefan L
2	117	16,12	7,2581	116,5012	97,08	73 Lento, Mika
3	118	18,16	6,4978	104,2980	86,91	102 Lahtinen, Matti J
4	118	18,23	6,4728	103,8975	86,58	98 Nurmi, Seppo
5	118	18,66	6,3237	101,5033	84,59	30 Hölli, Eero
6	117	18,81	6,2201	99,8405	83,20	136 Astikainen, Samppa T
7	119	20,06	5,9322	95,2195	79,35	42 Tähtinen, Jyri-Pekka
8	117	20,08	5,8267	93,5259	77,94	112 Harju, Jani A
9	114	20,64	5,5233	88,6553	73,88	24 Aho, Jari
10	120	24,29	4,9403	79,2982	66,08	133 Gerasimoff, Jari
11	112	23,71	4,7237	75,8222	63,19	57 liikkola, Jarkko
12	115	24,81	4,6352	74,4013	62,00	13 Juntunen, Matti
13	110	24,49	4,4916	72,0964	60,08	15 Salo, Petteri
14	97	22,39	4,3323	69,5388	57,95	84 Kangas, Tomi
15	104	25,14	4,1368	66,4015	55,33	92 Sundman, Tom
16	102	24,86	4,1030	65,8580	54,88	69 Paalo, Sami-antti
17	114	30,59	3,7267	59,8184	49,85	11 Seppälä, Ollipekka
18	116	33,54	3,4586	55,5143	46,26	141 Malmborg, Kimmo G
19	93	27,62	3,3671	54,0467	45,04	96 Sjöström, Jussi

# OPEN -- Overall Stage Results

## SSG Summer match 2013

Printed heinäkuu 21, 2013 at 18:24



### Stage 5 -- H House

	<b>PTS</b>	<b>TIME</b>	<b>HIT FACTOR</b>	<b>STAGE POINTS</b>	<b>STAGE PERCENT</b>	<b>COMPETITOR # Name</b>
1	153	20,19	7,5780	160,0000	100,00	128 Partanen, Simo
2	149	19,77	7,5367	159,1272	99,45	81 Mahlamäki, Visa
3	150	20,14	7,4479	157,2522	98,28	51 Nikkilä, Reima
4	151	20,59	7,3337	154,8408	96,78	135 Nyman, Tomi J
5	147	21,07	6,9767	147,3051	92,07	122 Pietikäinen, Pekka
6	156	23,00	6,7826	143,2061	89,50	40 Lehtonen, Jani
7	150	23,38	6,4157	135,4602	84,66	121 Suominen, Jukka
8	156	24,34	6,4092	135,3221	84,58	43 Saarilahti, Joonas V
9	145	22,68	6,3933	134,9863	84,37	14 Vainio, Pentti
10	152	24,01	6,3307	133,6646	83,54	123 Kotkatvuori, Jorma V
11	154	24,63	6,2525	132,0144	82,51	5 Tiainen, Ari-Pekka
12	138	23,11	5,9714	126,0794	78,80	61 Aapro, Antti
13	153	26,24	5,8308	123,1098	76,94	129 Partanen, Pekka T
14	155	26,74	5,7966	122,3870	76,49	83 Hillebrandt, Pertti J
15	138	24,45	5,6442	119,1695	74,48	65 Liikanen, Ari
16	156	27,67	5,6379	119,0365	74,40	44 Juurijoki, Roy
17	154	28,78	5,3509	112,9782	70,61	56 Pulli, Vesa E
18	140	27,11	5,1641	109,0344	68,15	137 Suominen, Harri U
19	144	28,00	5,1429	108,5849	67,87	95 Kaartti, Jarmo

# STANDARD -- Overall Stage Results

SSG Summer match 2013

Printed heinäkuu 21, 2013 at 18:24



## Stage 5 -- H House

	PTS	TIME	HIT FACTOR	STAGE POINTS	STAGE PERCENT	COMPETITOR # Name
1	152	23,04	6,5972	160,0000	100,00	28 Kuisma, Mikko
2	149	22,96	6,4895	157,3886	98,37	67 Martikainen, Timo
3	153	23,78	6,4340	156,0409	97,53	120 Kontulainen, Mika
4	150	23,46	6,3939	155,0680	96,92	54 Hakkarainen, Mikael
5	153	24,64	6,2094	150,5947	94,12	85 Riste, Mika
6	151	24,73	6,1059	148,0852	92,55	82 Vainionpää, Atte
7	156	26,36	5,9181	143,5285	89,71	76 Koivisto, Heikki
8	150	25,65	5,8480	141,8282	88,64	124 Pakka, Aki
9	156	26,87	5,8057	140,8043	88,00	66 Leppänen, Kim
10	152	26,40	5,7576	139,6364	87,27	119 Pausu, Jarno
11	155	27,09	5,7217	138,7655	86,73	140 Hulikkala, Janne
12	152	26,62	5,7100	138,4823	86,55	110 Hyrönmäki, Jyrki Johannes
13	155	27,25	5,6881	137,9507	86,22	50 Poikolainen, Janne
14	152	26,78	5,6759	137,6550	86,03	2 Halonen, Sami X
15	150	26,49	5,6625	137,3309	85,83	16 Koro, liro-tapio
16	153	28,04	5,4565	132,3343	82,71	103 Kilpiö, Jukka
17	146	26,80	5,4478	132,1225	82,58	12 Toppila, Teemu
18	139	25,98	5,3503	129,7581	81,10	32 Koskinen, Jukka
19	131	24,50	5,3469	129,6773	81,05	36 Jetsonen, Timo A
20	150	28,15	5,3286	129,2325	80,77	87 Koistinen, Markku
21	157	29,58	5,3076	128,7242	80,45	130 Vilen, Timo
22	151	28,84	5,2358	126,9815	79,36	49 Kivistö, Kari J
23	146	28,20	5,1773	125,5633	78,48	38 Suslov, Dmitri
24	152	29,51	5,1508	124,9204	78,08	97 He, Weixiang
25	140	27,63	5,0670	122,8870	76,80	142 Kuitunen, Tauno A
26	146	29,06	5,0241	121,8474	76,15	126 Syväne, Petri
27	150	30,26	4,9570	120,2212	75,14	86 Helokunnas, Heimo
28	152	30,76	4,9415	119,8439	74,90	132 Asikainen, Mikko
29	118	24,12	4,8922	118,6489	74,16	72 Vehviläinen, Timo
30	144	29,47	4,8863	118,5062	74,07	143 Heino, Mika
31	148	31,18	4,7466	115,1183	71,95	115 Bedretdin, Omar
32	142	31,06	4,5718	110,8781	69,30	118 Kilpiä, Jani E
33	158	35,33	4,4721	108,4607	67,79	116 Rautanen, Antti M
34	154	34,92	4,4101	106,9560	66,85	59 Lagerstedt, Max
35	152	34,48	4,4084	106,9142	66,82	52 Tiili, Niilo X
36	146	33,28	4,3870	106,3968	66,50	20 Peltonen, Petri
37	144	32,92	4,3742	106,0868	66,30	4 Juhola, Heikki
38	149	34,32	4,3415	105,2926	65,81	21 Juutilainen, Anssi K
39	158	36,51	4,3276	104,9552	65,60	107 Rinne, Tarmo
40	144	33,29	4,3256	104,9078	65,57	113 Vahtera, Teemu
41	154	36,15	4,2600	103,3169	64,57	6 Lehto, Mikko
42	136	32,17	4,2275	102,5290	64,08	91 Ruotsalainen, Konsta
43	144	34,25	4,2044	101,9673	63,73	90 Marjamäki, Mika
44	158	38,00	4,1579	100,8399	63,02	139 Turunen, Tomi M
45	148	36,06	4,1043	99,5394	62,21	79 Hyvätti, Jaakko
46	154	38,80	3,9691	96,2604	60,16	138 Raitanen, Tero

# STANDARD -- Overall Stage Results

SSG Summer match 2013

Printed heinäkuu 21, 2013 at 18:24



## Stage 5 -- H House

	<b>PTS</b>	<b>TIME</b>	<b>HIT FACTOR</b>	<b>STAGE POINTS</b>	<b>STAGE PERCENT</b>	<b>COMPETITOR # Name</b>
47	133	33,56	3,9631	96,1144	60,07	146 Malkov, Mihail
48	150	38,43	3,9032	94,6629	59,16	80 Yli-antola, Jarkko S
49	152	39,36	3,8618	93,6585	58,54	29 Martikainen, Kari
50	123	33,87	3,6315	88,0742	55,05	109 Vahalinna, Sammy x
51	138	38,13	3,6192	87,7751	54,86	27 Hokkanen, Tero
52	148	40,97	3,6124	87,6102	54,76	88 Santala, Arto
53	144	40,91	3,5199	85,3674	53,35	41 Laurikainen, Ilkka
54	135	38,42	3,5138	85,2188	53,26	74 Levämäki, Mikko
55	144	41,50	3,4699	84,1537	52,60	60 Kilpelä, Matti J
56	120	36,41	3,2958	79,9318	49,96	37 Parkko, Timo P
57	156	47,78	3,2650	79,1840	49,49	147 Niinivesi, Harri
58	134	42,01	3,1897	77,3590	48,35	48 Kivimäki, Merja
59	132	41,83	3,1556	76,5323	47,83	104 Tötterman, Anders C
60	119	38,24	3,1119	75,4724	47,17	3 Halonen, Kari X
61	144	46,60	3,0901	74,9438	46,84	134 Lehtineva, Jussi
62	148	62,05	2,3852	57,8467	36,15	19 Jarva, Esko

# PRODUCTION -- Overall Stage Results

SSG Summer match 2013

Printed heinäkuu 21, 2013 at 18:24



## Stage 5 -- H House

	PTS	TIME	HIT FACTOR	STAGE POINTS	STAGE PERCENT	COMPETITOR # Name
1	156	22,21	7,0239	160,0000	100,00	34 Hakanen, Jere
2	150	23,30	6,4378	146,6490	91,66	145 Rönqvist, Mikael
3	148	23,36	6,3356	144,3221	90,20	93 Laurin, Niklas
4	152	24,01	6,3307	144,2100	90,13	101 Rastas, Jari
5	144	23,55	6,1146	139,2886	87,06	1 Blom, Esa
6	154	25,76	5,9783	136,1817	85,11	64 Aromäki, Juha
7	152	27,50	5,5273	125,9084	78,69	26 Maunula, Hannu
8	135	24,84	5,4348	123,8016	77,38	22 Viitala, Jaakko
9	136	25,16	5,4054	123,1324	76,96	46 Matero, Simo
10	132	24,64	5,3571	122,0330	76,27	106 Nieminen, Teemo H
11	150	28,11	5,3362	121,5554	75,97	7 Mäkinen, Mika A
12	144	28,01	5,1410	117,1098	73,19	70 Vuorinen, Rami
13	129	25,26	5,1069	116,3323	72,71	23 Wächter, Petri
14	144	28,20	5,1064	116,3208	72,70	63 Leivonen, Antti S
15	148	30,10	4,9169	112,0055	70,00	105 Wahlroos, Mikael
16	146	30,23	4,8296	110,0167	68,76	45 Kivelä, Markku A
17	146	30,33	4,8137	109,6540	68,53	25 Laitinen, Tommi X
18	136	28,87	4,7108	107,3090	67,07	77 Talvisto, Markku
19	154	33,74	4,5643	103,9728	64,98	55 Konttinen, Timo
20	134	29,41	4,5563	103,7896	64,87	99 Piisk, Daniel
21	142	32,01	4,4361	101,0524	63,16	75 Koskinen, Marika P
22	154	34,78	4,4278	100,8637	63,04	89 Kinnunen, Mikko
23	152	34,92	4,3528	99,1547	61,97	53 Varila, Veli-matti
24	150	34,86	4,3029	98,0184	61,26	127 Sundman, Johan
25	144	33,75	4,2667	97,1925	60,75	47 Lahtinen, Ari-Pekka O
26	150	35,38	4,2397	96,5778	60,36	33 Lamminsalo, Harri
27	114	29,83	3,8217	87,0554	54,41	131 Kvitko, Dmitri
28	156	42,65	3,6577	83,3200	52,08	94 Kiili, Marko
29	144	39,86	3,6126	82,2942	51,43	71 Antikainen, Hannu
30	138	38,43	3,5909	81,7999	51,12	62 Björklund, Mathias
31	134	37,69	3,5553	80,9884	50,62	68 Keimmo, Juha-pekka
32	150	42,90	3,4965	79,6486	49,78	111 Leppänen, Heikki T
33	136	39,34	3,4570	78,7496	49,22	78 Lammi, Esa P
34	123	36,44	3,3754	76,8901	48,06	31 Takila, Jari A
35	123	37,36	3,2923	74,9967	46,87	108 Tuominen, Jari
36	144	44,00	3,2727	74,5510	46,59	35 Viljamaa, Jukka U
37	146	46,94	3,1104	70,8523	44,28	125 Turunen, Jukka
38	150	48,37	3,1011	70,6414	44,15	9 Toppila, Irina S
39	76	32,36	2,3486	53,4994	33,44	144 Niiniharju, Janne K

# CLASSIC -- Overall Stage Results

## SSG Summer match 2013

Printed heinäkuu 21, 2013 at 18:24



### Stage 5 -- H House

	<b>PTS</b>	<b>TIME</b>	<b>HIT FACTOR</b>	<b>STAGE POINTS</b>	<b>STAGE PERCENT</b>	<b>COMPETITOR # Name</b>
1	156	23,04	6,7708	160,0000	100,00	114 Borgström, Stefan L
2	158	25,42	6,2156	146,8789	91,80	73 Lento, Mika
3	159	26,28	6,0502	142,9716	89,36	102 Lahtinen, Matti J
4	152	26,79	5,6738	134,0753	83,80	98 Nurmi, Seppo
5	148	26,99	5,4835	129,5796	80,99	30 Hölli, Eero
6	152	28,25	5,3805	127,1461	79,47	69 Paalo, Sami-antti
7	145	27,13	5,3446	126,2979	78,94	136 Astikainen, Samppa T
8	156	29,86	5,2244	123,4561	77,16	112 Harju, Jani A
9	158	30,50	5,1803	122,4151	76,51	24 Aho, Jari
10	155	30,36	5,1054	120,6446	75,40	42 Tähtinen, Jyri-Pekka
11	152	30,32	5,0132	118,4656	74,04	92 Sundman, Tom
12	154	33,03	4,6624	110,1768	68,86	57 Iikkola, Jarkko
13	142	32,93	4,3122	101,9001	63,69	133 Gerasimoff, Jari
14	153	36,34	4,2102	99,4911	62,18	11 Seppälä, Ollipekka
15	136	33,76	4,0284	95,1951	59,50	13 Juntunen, Matti
16	149	37,17	4,0086	94,7265	59,20	84 Kangas, Tomi
17	155	38,87	3,9877	94,2313	58,89	141 Malmberg, Kimmo G
18	157	45,79	3,4287	81,0227	50,64	96 Sjöström, Jussi
19	132	39,77	3,3191	78,4325	49,02	15 Salo, Petteri

# OPEN -- Overall Stage Results

## SSG Summer match 2013

Printed heinäkuu 21, 2013 at 18:24



### Stage 6 -- Siirtyvät

	<b>PTS</b>	<b>TIME</b>	<b>HIT FACTOR</b>	<b>STAGE POINTS</b>	<b>STAGE PERCENT</b>	<b>COMPETITOR # Name</b>
1	114	14,36	7,9387	120,0000	100,00	135 Nyman, Tomi J
2	118	15,00	7,8667	118,9109	99,09	128 Partanen, Simo
3	107	14,13	7,5725	114,4649	95,39	122 Pietikäinen, Pekka
4	117	15,59	7,5048	113,4411	94,53	51 Nikkilä, Reima
5	117	16,43	7,1211	107,6413	89,70	14 Vainio, Pentti
6	114	16,27	7,0068	105,9127	88,26	81 Mahlamäki, Visa
7	117	16,83	6,9519	105,0830	87,57	121 Suominen, Jukka
8	117	17,52	6,6781	100,9445	84,12	44 Juurijoki, Roy
9	110	16,85	6,5282	98,6787	82,23	5 Tiainen, Ari-Pekka
10	118	18,14	6,5050	98,3276	81,94	123 Kotkatvuori, Jorma V
11	102	15,69	6,5010	98,2671	81,89	40 Lehtonen, Jani
12	111	17,61	6,3032	95,2784	79,40	137 Suominen, Harri U
13	120	19,09	6,2860	95,0181	79,18	43 Saarilahti, Joonas V
14	114	19,64	5,8045	87,7393	73,12	65 Liikanen, Ari
15	117	20,63	5,6714	85,7270	71,44	83 Hillebrandt, Pertti J
16	110	20,33	5,4107	81,7874	68,16	56 Pulli, Vesa E
17	113	21,29	5,3077	80,2294	66,86	129 Partanen, Pekka T
18	116	22,53	5,1487	77,8265	64,86	61 Aapro, Antti
19	112	24,47	4,5770	69,1855	57,65	95 Kaartti, Jarmo

# STANDARD -- Overall Stage Results

SSG Summer match 2013

Printed heinäkuu 21, 2013 at 18:24




## Stage 6 -- Siirtyvät

	PTS	TIME	HIT FACTOR	STAGE POINTS	STAGE PERCENT	COMPETITOR # Name
1	115	16,97	6,7767	120,0000	100,00	54 Hakkarainen, Mikael
2	113	16,84	6,7102	118,8233	99,02	67 Martikainen, Timo
3	117	17,56	6,6629	117,9850	98,32	85 Riste, Mika
4	117	17,73	6,5990	116,8537	97,38	120 Kontulainen, Mika
5	118	18,19	6,4871	114,8721	95,73	49 Kivistö, Kari J
6	114	17,78	6,4117	113,5372	94,61	124 Pakka, Aki
7	117	19,16	6,1065	108,1323	90,11	82 Vainionpää, Atte
8	116	19,21	6,0385	106,9291	89,11	76 Koivisto, Heikki
9	106	17,77	5,9651	105,6291	88,02	32 Koskinen, Jukka
10	110	19,30	5,6995	100,9254	84,10	66 Leppänen, Kim
11	118	20,80	5,6731	100,4579	83,71	87 Koistinen, Markku
12	116	20,67	5,6120	99,3763	82,81	130 Vilen, Timo
13	103	18,59	5,5406	98,1122	81,76	132 Asikainen, Mikko
14	116	21,00	5,5238	97,8147	81,51	140 Hulikkala, Janne
15	99	18,04	5,4878	97,1771	80,98	28 Kuisma, Mikko
16	115	20,99	5,4788	97,0176	80,85	119 Paussu, Jarno
17	108	19,92	5,4217	96,0063	80,01	143 Heino, Mika
18	99	18,53	5,3427	94,6074	78,84	72 Vehviläinen, Timo
19	110	20,81	5,2859	93,6022	78,00	2 Halonen, Sami X
20	118	22,42	5,2632	93,1991	77,67	107 Rinne, Tarmo
21	113	21,57	5,2388	92,7670	77,31	103 Kilpiö, Jukka
22	112	21,99	5,0932	90,1899	75,16	139 Turunen, Tomi M
23	110	21,81	5,0436	89,3104	74,43	113 Vahtera, Teemu
24	100	19,97	5,0075	88,6721	73,89	142 Kuitunen, Tauno A
25	108	21,60	5,0000	88,5391	73,78	38 Suslov, Dmitri
26	119	23,82	4,9958	88,4648	73,72	97 He, Weixiang
27	115	23,10	4,9784	88,1558	73,46	50 Poikolainen, Janne
28	115	23,37	4,9208	87,1374	72,61	146 Malkov, Mihail
29	85	17,37	4,8935	86,6532	72,21	36 Jetsonen, Timo A
30	110	22,60	4,8673	86,1885	71,82	126 Syväne, Petri
31	112	23,02	4,8653	86,1545	71,80	110 Hyyrönmäki, Jyrki Johannes
32	109	22,52	4,8401	85,7084	71,42	118 Kilpiä, Jani E
33	110	23,81	4,6199	81,8085	68,17	12 Toppila, Teemu
34	95	20,61	4,6094	81,6227	68,02	16 Koro, Iiro-tapio
35	110	23,92	4,5987	81,4323	67,86	86 Helokunnas, Heimo
36	115	25,47	4,5151	79,9529	66,63	79 Hyvätti, Jaakko
37	110	24,44	4,5008	79,6997	66,42	116 Rautanen, Antti M
38	110	24,62	4,4679	79,1170	65,93	91 Ruotsalainen, Konsta
39	114	25,70	4,4358	78,5483	65,46	59 Lagerstedt, Max
40	110	25,05	4,3912	77,7589	64,80	6 Lehto, Mikko
41	110	25,60	4,2969	76,0883	63,41	52 Tiili, Niilo X
42	114	27,10	4,2066	74,4905	62,08	115 Bedretdin, Omar
43	116	28,29	4,1004	72,6090	60,51	20 Peltonen, Petri
44	114	27,98	4,0743	72,1477	60,12	109 Vahalinna, Sammy x
45	109	28,19	3,8666	68,4694	57,06	88 Santala, Arto
46	110	28,58	3,8488	68,1547	56,80	138 Raitanen, Tero

# STANDARD -- Overall Stage Results

SSG Summer match 2013

Printed heinäkuu 21, 2013 at 18:24



## Stage 6 -- Siirtyvät

	<b>PTS</b>	<b>TIME</b>	<b>HIT FACTOR</b>	<b>STAGE POINTS</b>	<b>STAGE PERCENT</b>	<b>COMPETITOR # Name</b>
47	110	28,65	3,8394	67,9882	56,66	37 Parkko, Timo P
48	85	22,32	3,8082	67,4357	56,20	90 Marjamäki, Mika
49	106	28,06	3,7776	66,8934	55,74	27 Hokkanen, Tero
50	118	31,79	3,7119	65,7290	54,77	80 Yli-antola, Jarkko S
51	106	28,75	3,6870	65,2880	54,41	104 Tötterman, Anders C
52	110	30,50	3,6066	63,8643	53,22	21 Juutilainen, Anssi K
53	118	32,95	3,5812	63,4150	52,85	29 Martikainen, Kari
54	109	30,94	3,5229	62,3837	51,99	74 Levämäki, Mikko
55	114	32,86	3,4693	61,4331	51,19	60 Kilpelä, Matti J
56	116	34,84	3,3295	58,9583	49,13	4 Juhola, Heikki
57	110	33,55	3,2787	58,0584	48,38	41 Laurikainen, Ilkka
58	106	32,92	3,2199	57,0179	47,51	48 Kivimäki, Merja
59	98	33,16	2,9554	52,3331	43,61	134 Lehtineva, Jussi
60	114	40,19	2,8365	50,2287	41,86	3 Halonen, Kari X
61	116	43,68	2,6557	47,0263	39,19	147 Niinivesi, Harri
62	90	36,81	2,4450	43,2954	36,08	19 Jarva, Esko

# PRODUCTION -- Overall Stage Results

SSG Summer match 2013

Printed heinäkuu 21, 2013 at 18:24



## Stage 6 -- Siirtyvät

	PTS	TIME	HIT FACTOR	STAGE POINTS	STAGE PERCENT	COMPETITOR # Name
1	114	17,31	6,5858	120,0000	100,00	22 Viitala, Jaakko
2	116	18,62	6,2299	113,5146	94,60	101 Rastas, Jari
3	112	18,08	6,1947	112,8738	94,06	34 Hakanen, Jere
4	114	19,12	5,9623	108,6402	90,53	64 Aromäki, Juha
5	118	20,02	5,8941	107,3968	89,50	23 Wächter, Petri
6	112	19,42	5,7673	105,0854	87,57	145 Rönnqvist, Mikael
7	114	20,35	5,6020	102,0737	85,06	63 Leivonen, Antti S
8	110	20,11	5,4699	99,6676	83,06	46 Matero, Simo
9	112	21,10	5,3081	96,7184	80,60	26 Maunula, Hannu
10	106	20,68	5,1257	93,3961	77,83	106 Nieminen, Teemo H
11	114	23,03	4,9501	90,1954	75,16	70 Vuorinen, Rami
12	110	22,27	4,9394	90,0007	75,00	1 Blom, Esa
13	118	24,43	4,8301	88,0100	73,34	77 Talvisto, Markku
14	114	23,77	4,7960	87,3875	72,82	45 Kivelä, Markku A
15	116	24,39	4,7560	86,6602	72,22	127 Sundman, Johan
16	116	24,42	4,7502	86,5537	72,13	105 Wahlroos, Mikael
17	116	24,95	4,6493	84,7151	70,60	55 Konttinen, Timo
18	116	25,13	4,6160	84,1083	70,09	108 Tuominen, Jari
19	118	26,93	4,3817	79,8397	66,53	33 Lamminsalo, Harri
20	104	23,92	4,3478	79,2220	66,02	131 Kvitko, Dmitri
21	116	27,36	4,2398	77,2530	64,38	53 Varila, Veli-matti
22	112	26,58	4,2137	76,7779	63,98	7 Mäkinen, Mika A
23	104	25,66	4,0530	73,8499	61,54	47 Lahtinen, Ari-Pekka O
24	97	23,97	4,0467	73,7356	61,45	25 Laitinen, Tommi X
25	110	27,21	4,0426	73,6610	61,38	93 Laurin, Niklas
26	106	26,93	3,9361	71,7204	59,77	62 Björklund, Mathias
27	106	27,23	3,8928	70,9303	59,11	75 Koskinen, Marika P
28	118	30,52	3,8663	70,4484	58,71	89 Kinnunen, Mikko
29	102	27,29	3,7376	68,1036	56,75	99 Piisk, Daniel
30	100	27,21	3,6751	66,9645	55,80	68 Keimmo, Juha-pekka
31	104	28,37	3,6658	66,7955	55,66	71 Antikainen, Hannu
32	118	32,27	3,6566	66,6280	55,52	111 Leppänen, Heikki T
33	116	32,43	3,5769	65,1755	54,31	94 Kiili, Marko
34	110	31,45	3,4976	63,7302	53,11	35 Viljamaa, Jukka U
35	114	33,31	3,4224	62,3596	51,97	125 Turunen, Jukka
36	104	30,84	3,3722	61,4458	51,20	31 Takila, Jari A
37	98	30,40	3,2237	58,7389	48,95	144 Niiniharju, Janne K
38	108	34,01	3,1755	57,8616	48,22	78 Lammi, Esa P
39	108	41,95	2,5745	46,9100	39,09	9 Toppila, Irina S

# CLASSIC -- Overall Stage Results

## SSG Summer match 2013

Printed heinäkuu 21, 2013 at 18:24



### Stage 6 -- Siirtyvät

	<b>PTS</b>	<b>TIME</b>	<b>HIT FACTOR</b>	<b>STAGE POINTS</b>	<b>STAGE PERCENT</b>	<b>COMPETITOR # Name</b>
1	113	18,24	6,1952	120,0000	100,00	114 Borgström, Stefan L
2	119	20,80	5,7212	110,8182	92,35	112 Harju, Jani A
3	119	21,31	5,5842	108,1661	90,14	73 Lento, Mika
4	116	21,26	5,4563	105,6872	88,07	102 Lahtinen, Matti J
5	112	22,98	4,8738	94,4051	78,67	24 Aho, Jari
6	112	24,06	4,6550	90,1675	75,14	92 Sundman, Tom
7	117	25,64	4,5632	88,3884	73,66	42 Tähtinen, Jyri-Pekka
8	117	25,67	4,5578	88,2851	73,57	136 Astikainen, Samppa T
9	115	25,75	4,4660	86,5064	72,09	13 Juntunen, Matti
10	116	26,67	4,3495	84,2486	70,21	30 Hölli, Eero
11	120	27,76	4,3228	83,7316	69,78	57 Iikkola, Jarkko
12	115	28,06	4,0984	79,3849	66,15	69 Paalo, Sami-antti
13	106	26,28	4,0335	78,1283	65,11	133 Gerasimoff, Jari
14	112	28,53	3,9257	76,0403	63,37	15 Salo, Petteri
15	113	29,19	3,8712	74,9846	62,49	84 Kangas, Tomi
16	101	27,53	3,6687	71,0629	59,22	98 Nurmi, Seppo
17	113	37,09	3,0466	59,0132	49,18	11 Seppälä, Ollipekka
18	120	45,74	2,6235	50,8174	42,35	96 Sjöström, Jussi
19	119	49,37	2,4104	46,6887	38,91	141 Malmborg, Kimmo G

# OPEN -- Overall Stage Results

## SSG Summer match 2013

Printed heinäkuu 21, 2013 at 18:24



### Stage 7 -- Vasen

	<b>PTS</b>	<b>TIME</b>	<b>HIT FACTOR</b>	<b>STAGE POINTS</b>	<b>STAGE PERCENT</b>	<b>COMPETITOR # Name</b>
1	42	6,34	6,6246	45,0000	100,00	128 Partanen, Simo
2	43	6,74	6,3798	43,3372	96,30	81 Mahlamäki, Visa
3	40	8,21	4,8721	33,0955	73,55	122 Pietikäinen, Pekka
4	41	8,50	4,8235	32,7655	72,81	40 Lehtonen, Jani
5	43	9,19	4,6790	31,7838	70,63	51 Nikkilä, Reima
6	42	9,73	4,3165	29,3217	65,16	65 Liikanen, Ari
7	44	10,25	4,2927	29,1596	64,80	43 Saarilahti, Joonas V
8	35	8,35	4,1916	28,4731	63,27	121 Suominen, Jukka
9	39	10,16	3,8386	26,0749	57,94	129 Partanen, Pekka T
10	44	12,19	3,6095	24,5189	54,49	56 Pulli, Vesa E
11	41	11,81	3,4716	23,5823	52,41	44 Juurijoki, Roy
12	41	12,29	3,3360	22,6613	50,36	14 Vainio, Pentti
13	42	13,18	3,1866	21,6464	48,10	5 Tiainen, Ari-Pekka
14	41	13,70	2,9927	20,3290	45,18	61 Aapro, Antti
15	42	16,78	2,5030	17,0024	37,78	95 Kaartti, Jarmo
16	40	18,10	2,2099	15,0118	33,36	83 Hillebrandt, Pertti J
17	25	12,16	2,0559	13,9656	31,03	137 Suominen, Harri U
18	41	20,51	1,9990	13,5791	30,18	123 Kotkatvuori, Jorma V
19	40	25,25	1,5842	10,7610	23,91	135 Nyman, Tomi J

# STANDARD -- Overall Stage Results

SSG Summer match 2013

Printed heinäkuu 21, 2013 at 18:24



## Stage 7 -- Vasen

	PTS	TIME	HIT FACTOR	STAGE POINTS	STAGE PERCENT	COMPETITOR # Name
1	42	8,26	5,0847	45,0000	100,00	120 Kontulainen, Mika
2	43	8,79	4,8919	43,2935	96,21	76 Koivisto, Heikki
3	44	9,45	4,6561	41,2063	91,57	72 Vehviläinen, Timo
4	43	9,53	4,5121	39,9318	88,74	67 Martikainen, Timo
5	41	9,35	4,3850	38,8075	86,24	66 Leppänen, Kim
6	41	9,61	4,2664	37,7575	83,91	109 Vahalinna, Sammy x
7	38	9,11	4,1712	36,9155	82,03	28 Kuisma, Mikko
8	41	10,24	4,0039	35,4346	78,74	140 Hulikkala, Janne
9	35	9,23	3,7920	33,5590	74,58	82 Vainionpää, Atte
10	43	11,53	3,7294	33,0052	73,34	50 Poikolainen, Janne
11	41	11,00	3,7273	32,9864	73,30	87 Koistinen, Markku
12	40	11,12	3,5971	31,8345	70,74	124 Pakka, Aki
13	42	11,80	3,5593	31,5000	70,00	54 Hakkarainen, Mikael
14	39	11,55	3,3766	29,8831	66,41	85 Riste, Mika
15	39	11,65	3,3476	29,6266	65,84	38 Suslov, Dmitri
16	43	13,17	3,2650	28,8952	64,21	107 Rinne, Tarmo
17	35	10,90	3,2110	28,4174	63,15	142 Kuitunen, Tauno A
18	39	12,35	3,1579	27,9474	62,11	97 He, Weixiang
19	41	13,22	3,1014	27,4470	60,99	132 Asikainen, Mikko
20	35	11,48	3,0488	26,9817	59,96	4 Juhola, Heikki
21	40	13,21	3,0280	26,7979	59,55	29 Martikainen, Kari
22	43	14,36	2,9944	26,5007	58,89	21 Juutilainen, Anssi K
23	37	12,48	2,9647	26,2380	58,31	79 Hyvätti, Jaakko
24	39	13,27	2,9390	26,0098	57,80	110 Hyrönmäki, Jyrki Johannes
25	37	13,36	2,7695	24,5097	54,47	115 Bedretdin, Omar
26	40	14,54	2,7510	24,3466	54,10	103 Kilpiö, Jukka
27	31	11,31	2,7409	24,2573	53,91	6 Lehto, Mikko
28	45	16,59	2,7125	24,0054	53,35	12 Toppila, Teemu
29	41	15,18	2,7009	23,9032	53,12	41 Laurikainen, Ilkka
30	43	16,11	2,6691	23,6220	52,49	119 Pausu, Jarno
31	39	14,67	2,6585	23,5276	52,28	130 Vilen, Timo
32	43	16,70	2,5749	22,7874	50,64	146 Malkov, Mihail
33	41	15,95	2,5705	22,7492	50,55	20 Peltonen, Petri
34	35	14,30	2,4476	21,6608	48,14	113 Vahtera, Teemu
35	41	16,89	2,4275	21,4831	47,74	126 Syväne, Petri
36	35	14,82	2,3617	20,9008	46,45	139 Turunen, Tomi M
37	31	13,31	2,3291	20,6123	45,81	86 Helokunnas, Heimo
38	39	16,87	2,3118	20,4594	45,47	36 Jetsonen, Timo A
39	43	18,62	2,3093	20,4377	45,42	104 Tötterman, Anders C
40	41	17,88	2,2931	20,2936	45,10	118 Kilpiä, Jani E
41	33	14,64	2,2541	19,9488	44,33	147 Niinivesi, Harri
42	39	17,56	2,2210	19,6555	43,68	32 Koskinen, Jukka
43	41	20,14	2,0357	18,0164	40,04	134 Lehtineva, Jussi
44	27	14,31	1,8868	16,6981	37,11	116 Rautanen, Antti M
45	40	21,38	1,8709	16,5575	36,79	88 Santala, Arto
46	31	16,61	1,8663	16,5172	36,70	143 Heino, Mika

# STANDARD -- Overall Stage Results

SSG Summer match 2013

Printed heinäkuu 21, 2013 at 18:24




## Stage 7 -- Vasen

	<b>PTS</b>	<b>TIME</b>	<b>HIT FACTOR</b>	<b>STAGE POINTS</b>	<b>STAGE PERCENT</b>	<b>COMPETITOR # Name</b>
47	20	10,98	1,8215	16,1202	35,82	16 Koro, Iiro-tapio
48	34	19,38	1,7544	15,5263	34,50	74 Levämäki, Mikko
49	36	20,70	1,7391	15,3913	34,20	49 Kivistö, Kari J
50	33	19,41	1,7002	15,0464	33,44	59 Lagerstedt, Max
51	39	24,68	1,5802	13,9850	31,08	138 Raitanen, Tero
52	33	22,53	1,4647	12,9627	28,81	3 Halonen, Kari X
53	29	20,05	1,4464	12,8005	28,45	91 Ruotsalainen, Konsta
54	33	24,49	1,3475	11,9253	26,50	80 Yli-antola, Jarkko S
55	42	34,00	1,2353	10,9324	24,29	19 Jarva, Esko
56	33	42,83	0,7705	6,8188	15,15	60 Kilpelä, Matti J
57	18	24,46	0,7359	6,5127	14,47	52 Tiili, Niilo X
58	33	50,45	0,6541	5,7889	12,86	37 Parkko, Timo P
59	5	12,63	0,3959	3,5036	7,79	2 Halonen, Sami X
60	7	48,78	0,1435	1,2700	2,82	27 Hokkanen, Tero
61	0	35,21	0,0000	0,0000	0,00	48 Kivimäki, Merja
62	0	0,00	0,0000	0,0000	0,00	90 Marjamäki, Mika

# PRODUCTION -- Overall Stage Results

SSG Summer match 2013

Printed heinäkuu 21, 2013 at 18:24



## Stage 7 -- Vasen

	PTS	TIME	HIT FACTOR	STAGE POINTS	STAGE PERCENT	COMPETITOR # Name
1	43	7,49	5,7410	45,0000	100,00	46 Matero, Simo
2	43	10,06	4,2744	33,5040	74,45	70 Vuorinen, Rami
3	41	9,69	4,2312	33,1655	73,70	63 Leivonen, Antti S
4	33	8,84	3,7330	29,2609	65,02	106 Nieminen, Teemo H
5	41	11,08	3,7004	29,0048	64,46	1 Blom, Esa
6	39	10,55	3,6967	28,9760	64,39	22 Viitala, Jaakko
7	41	11,44	3,5839	28,0921	62,43	94 Kiili, Marko
8	39	11,19	3,4853	27,3187	60,71	145 Rönqvist, Mikael
9	45	13,09	3,4377	26,9463	59,88	111 Leppänen, Heikki T
10	35	10,53	3,3238	26,0535	57,90	31 Takila, Jari A
11	37	11,17	3,3124	25,9642	57,70	26 Maunula, Hannu
12	37	11,59	3,1924	25,0233	55,61	23 Wächter, Petri
13	41	12,92	3,1734	24,8741	55,28	105 Wahlroos, Mikael
14	37	12,75	2,9020	22,7467	50,55	34 Hakanen, Jere
15	37	13,55	2,7306	21,4037	47,56	93 Laurin, Niklas
16	35	12,93	2,7069	21,2176	47,15	77 Talvisto, Markku
17	37	14,00	2,6429	20,7157	46,03	55 Konttinen, Timo
18	29	11,01	2,6340	20,6460	45,88	101 Rastas, Jari
19	27	10,77	2,5070	19,6505	43,67	89 Kinnunen, Mikko
20	39	15,96	2,4436	19,1539	42,56	64 Aromäki, Juha
21	43	18,07	2,3796	18,6525	41,45	33 Lamminsalo, Harri
22	35	14,88	2,3522	18,4370	40,97	75 Koskinen, Marika P
23	35	15,06	2,3240	18,2167	40,48	7 Mäkinen, Mika A
24	39	17,62	2,2134	17,3494	38,55	131 Kvitko, Dmitri
25	33	15,66	2,1073	16,5176	36,71	25 Laitinen, Tommi X
26	27	14,14	1,9095	14,9672	33,26	108 Tuominen, Jari
27	39	23,10	1,6883	13,2336	29,41	62 Björklund, Mathias
28	35	20,85	1,6787	13,1579	29,24	47 Lahtinen, Ari-Pekka O
29	26	21,60	1,2037	9,4351	20,97	127 Sundman, Johan
30	31	27,78	1,1159	8,7469	19,44	35 Viljamaa, Jukka U
31	29	26,46	1,0960	8,5908	19,09	45 Kivelä, Markku A
32	20	20,67	0,9676	7,5843	16,85	71 Antikainen, Hannu
33	35	37,73	0,9276	7,2712	16,16	53 Varila, Veli-matti
34	16	17,84	0,8969	7,0299	15,62	99 Piisk, Daniel
35	29	32,76	0,8852	6,9387	15,42	9 Toppila, Irina S
36	31	40,63	0,7630	5,9805	13,29	125 Turunen, Jukka
37	23	38,94	0,5907	4,6298	10,29	144 Niiniharju, Janne K
38	14	27,05	0,5176	4,0568	9,02	68 Keimmo, Juha-pekka
39	1	24,44	0,0409	0,3207	0,71	78 Lammi, Esa P

# CLASSIC -- Overall Stage Results

SSG Summer match 2013

Printed heinäkuu 21, 2013 at 18:24



## Stage 7 -- Vasen

	<b>PTS</b>	<b>TIME</b>	<b>HIT FACTOR</b>	<b>STAGE POINTS</b>	<b>STAGE PERCENT</b>	<b>COMPETITOR # Name</b>
1	44	9,96	4,4177	45,0000	100,00	114 Borgström, Stefan L
2	37	9,80	3,7755	38,4587	85,46	102 Lahtinen, Matti J
3	43	11,39	3,7752	38,4560	85,46	30 Hölli, Eero
4	39	10,53	3,7037	37,7273	83,84	136 Astikainen, Samppa T
5	44	12,52	3,5144	35,7987	79,55	69 Paalo, Sami-antti
6	41	12,54	3,2695	33,3047	74,01	112 Harju, Jani A
7	37	12,59	2,9388	29,9361	66,52	15 Salo, Petteri
8	41	14,66	2,7967	28,4885	63,31	92 Sundman, Tom
9	37	13,40	2,7612	28,1265	62,50	24 Aho, Jari
10	42	17,68	2,3756	24,1984	53,77	73 Lento, Mika
11	37	15,59	2,3733	24,1755	53,72	11 Seppälä, Ollipekka
12	45	19,22	2,3413	23,8494	53,00	98 Nurmi, Seppo
13	39	21,31	1,8301	18,6423	41,43	57 Iikkola, Jarkko
14	28	17,90	1,5642	15,9340	35,41	42 Tähtinen, Jyri-Pekka
15	27	17,68	1,5271	15,5561	34,57	13 Juntunen, Matti
16	29	25,33	1,1449	11,6622	25,92	141 Malmborg, Kimmo G
17	26	28,27	0,9197	9,3684	20,82	96 Sjöström, Jussi
18	23	26,17	0,8789	8,9525	19,89	133 Gerasimoff, Jari
19	3	22,25	0,1348	1,3734	3,05	84 Kangas, Tomi

# OPEN -- Overall Stage Results

## SSG Summer match 2013

Printed heinäkuu 21, 2013 at 18:24



### Stage 8 -- Oikia

	<b>PTS</b>	<b>TIME</b>	<b>HIT FACTOR</b>	<b>STAGE POINTS</b>	<b>STAGE PERCENT</b>	<b>COMPETITOR # Name</b>
1	45	5,64	7,9787	45,0000	100,00	128 Partanen, Simo
2	43	6,16	6,9805	39,3701	87,49	122 Pietikäinen, Pekka
3	43	6,74	6,3798	35,9822	79,96	121 Suominen, Jukka
4	44	7,04	6,2500	35,2500	78,33	14 Vainio, Pentti
5	42	6,88	6,1047	34,4302	76,51	129 Partanen, Pekka T
6	42	7,11	5,9072	33,3165	74,04	81 Mahlamäki, Visa
7	44	8,16	5,3922	30,4118	67,58	44 Juurijoki, Roy
8	44	8,34	5,2758	29,7554	66,12	135 Nyman, Tomi J
9	44	8,55	5,1462	29,0246	64,50	43 Saarilahti, Joonas V
10	41	8,27	4,9577	27,9613	62,14	56 Pulli, Vesa E
11	43	8,77	4,9031	27,6534	61,45	61 Aapro, Antti
12	39	8,00	4,8750	27,4950	61,10	40 Lehtonen, Jani
13	40	8,44	4,7393	26,7299	59,40	65 Liikanen, Ari
14	41	9,56	4,2887	24,1883	53,75	83 Hillebrandt, Pertti J
15	44	12,04	3,6545	20,6113	45,80	123 Kotkatvuori, Jorma V
16	27	7,51	3,5952	20,2770	45,06	137 Suominen, Harri U
17	39	11,96	3,2609	18,3913	40,87	5 Tiainen, Ari-Pekka
18	26	8,55	3,0409	17,1509	38,11	51 Nikkilä, Reima
19	41	14,41	2,8452	16,0472	35,66	95 Kaartti, Jarmo

# STANDARD -- Overall Stage Results

SSG Summer match 2013

Printed heinäkuu 21, 2013 at 18:24



## Stage 8 -- Oikia

	PTS	TIME	HIT FACTOR	STAGE POINTS	STAGE PERCENT	COMPETITOR # Name
1	45	5,82	7,7320	45,0000	100,00	120 Kontulainen, Mika
2	43	7,20	5,9722	34,7583	77,24	28 Kuisma, Mikko
3	41	7,34	5,5858	32,5095	72,24	54 Hakkarainen, Mikael
4	43	8,19	5,2503	30,5568	67,90	82 Vainionpää, Atte
5	41	8,11	5,0555	29,4229	65,38	67 Martikainen, Timo
6	43	8,52	5,0469	29,3732	65,27	132 Asikainen, Mikko
7	42	8,54	4,9180	28,6229	63,61	87 Koistinen, Markku
8	36	7,40	4,8649	28,3135	62,92	124 Pakka, Aki
9	40	8,28	4,8309	28,1159	62,48	130 Vilen, Timo
10	35	7,39	4,7361	27,5643	61,25	16 Koro, Iiro-tapio
11	40	8,51	4,7004	27,3561	60,79	140 Hulikkala, Janne
12	45	9,82	4,5825	26,6701	59,27	29 Martikainen, Kari
13	42	9,22	4,5553	26,5119	58,92	76 Koivisto, Heikki
14	37	8,18	4,5232	26,3252	58,50	79 Hyvätti, Jaakko
15	45	9,97	4,5135	26,2688	58,38	12 Toppila, Teemu
16	41	9,12	4,4956	26,1645	58,14	126 Syväne, Petri
17	35	7,83	4,4700	26,0153	57,81	72 Vehviläinen, Timo
18	37	8,40	4,4048	25,6357	56,97	109 Vahalinna, Sammy x
19	43	9,92	4,3347	25,2278	56,06	107 Rinne, Tarmo
20	43	10,20	4,2157	24,5353	54,52	146 Malkov, Mihail
21	41	9,77	4,1965	24,4237	54,27	36 Jetsonen, Timo A
22	41	10,16	4,0354	23,4862	52,19	2 Halonen, Sami X
23	45	11,21	4,0143	23,3631	51,92	86 Helokunnas, Heimo
24	42	10,50	4,0000	23,2800	51,73	50 Poikolainen, Janne
25	37	9,29	3,9828	23,1798	51,51	6 Lehto, Mikko
26	44	11,05	3,9819	23,1747	51,50	85 Riste, Mika
27	41	10,35	3,9614	23,0551	51,23	115 Bedretdin, Omar
28	41	10,43	3,9310	22,8782	50,84	110 Hyyrönmäki, Jyrki Johannes
29	43	11,14	3,8600	22,4650	49,92	41 Laurikainen, Ilkka
30	41	10,74	3,8175	22,2179	49,37	20 Peltonen, Petri
31	45	11,91	3,7783	21,9899	48,87	38 Suslov, Dmitri
32	34	9,01	3,7736	21,9623	48,81	119 Paussu, Jarno
33	39	10,34	3,7718	21,9516	48,78	66 Leppänen, Kim
34	37	9,82	3,7678	21,9287	48,73	80 Yli-antola, Jarkko S
35	43	12,34	3,4846	20,2804	45,07	59 Lagerstedt, Max
36	37	10,72	3,4515	20,0877	44,64	143 Heino, Mika
37	44	13,15	3,3460	19,4738	43,28	21 Juutilainen, Anssi K
38	41	12,43	3,2985	19,1971	42,66	147 Niinivesi, Harri
39	43	13,38	3,2138	18,7040	41,56	118 Kilpiä, Jani E
40	39	12,19	3,1993	18,6202	41,38	139 Turunen, Tomi M
41	37	11,72	3,1570	18,3737	40,83	91 Ruotsalainen, Konsta
42	41	13,37	3,0666	17,8474	39,66	104 Tötterman, Anders C
43	42	13,86	3,0303	17,6364	39,19	97 He, Weixiang
44	41	13,62	3,0103	17,5198	38,93	113 Vahtera, Teemu
45	41	13,78	2,9753	17,3164	38,48	88 Santala, Arto
46	39	13,45	2,8996	16,8758	37,50	32 Koskinen, Jukka

# STANDARD -- Overall Stage Results

SSG Summer match 2013

Printed heinäkuu 21, 2013 at 18:24



## Stage 8 -- Oikia

	<b>PTS</b>	<b>TIME</b>	<b>HIT FACTOR</b>	<b>STAGE POINTS</b>	<b>STAGE PERCENT</b>	<b>COMPETITOR # Name</b>
47	35	12,11	2,8902	16,8208	37,38	52 Tiili, Niilo X
48	37	13,37	2,7674	16,1062	35,79	4 Juhola, Heikki
49	37	13,62	2,7166	15,8106	35,13	90 Marjamäki, Mika
50	39	15,15	2,5743	14,9822	33,29	3 Halonen, Kari X
51	37	14,44	2,5623	14,9127	33,14	138 Raitanen, Tero
52	43	20,23	2,1256	12,3707	27,49	27 Hokkanen, Tero
53	33	15,81	2,0873	12,1480	27,00	48 Kivimäki, Merja
54	18	8,91	2,0202	11,7576	26,13	60 Kilpelä, Matti J
55	27	13,85	1,9495	11,3458	25,21	116 Rautanen, Antti M
56	33	17,54	1,8814	10,9498	24,33	134 Lehtineva, Jussi
57	41	23,09	1,7757	10,3343	22,97	103 Kilpiö, Jukka
58	31	22,45	1,3808	8,0365	17,86	37 Parkko, Timo P
59	34	25,69	1,3235	7,7026	17,12	74 Levämäki, Mikko
60	38	29,76	1,2769	7,4315	16,51	19 Jarva, Esko
61	9	8,04	1,1194	6,5149	14,48	142 Kuitunen, Tauno A
62	0	21,24	0,0000	0,0000	0,00	49 Kivistö, Kari J

# PRODUCTION -- Overall Stage Results

SSG Summer match 2013

Printed heinäkuu 21, 2013 at 18:24




## Stage 8 -- Oikia

	PTS	TIME	HIT FACTOR	STAGE POINTS	STAGE PERCENT	COMPETITOR # Name
1	39	7,04	5,5398	45,0000	100,00	23 Wächter, Petri
2	39	7,42	5,2561	42,6954	94,88	46 Matero, Simo
3	43	8,26	5,2058	42,2872	93,97	63 Leivonen, Antti S
4	43	8,45	5,0888	41,3364	91,86	70 Vuorinen, Rami
5	43	8,65	4,9711	40,3806	89,73	7 Mäkinen, Mika A
6	41	8,35	4,9102	39,8858	88,64	22 Viitala, Jaakko
7	45	9,19	4,8966	39,7757	88,39	34 Hakanen, Jere
8	41	8,46	4,8463	39,3672	87,48	64 Aromäki, Juha
9	43	9,30	4,6237	37,5583	83,46	26 Maunula, Hannu
10	41	8,95	4,5810	37,2119	82,69	77 Talvisto, Markku
11	39	8,67	4,4983	36,5398	81,20	101 Rastas, Jari
12	41	9,29	4,4133	35,8500	79,67	45 Kivelä, Markku A
13	35	8,16	4,2892	34,8416	77,43	1 Blom, Esa
14	41	9,56	4,2887	34,8375	77,42	31 Takila, Jari A
15	37	8,76	4,2237	34,3098	76,24	145 Rönqvist, Mikael
16	39	9,24	4,2208	34,2857	76,19	55 Konttinen, Timo
17	43	10,38	4,1426	33,6505	74,78	35 Viljamaa, Jukka U
18	45	11,85	3,7975	30,8471	68,55	53 Varila, Veli-matti
19	37	10,36	3,5714	29,0110	64,47	106 Nieminen, Teemo H
20	39	10,93	3,5682	28,9844	64,41	25 Laitinen, Tommi X
21	37	10,38	3,5645	28,9551	64,34	47 Lahtinen, Ari-Pekka O
22	37	10,53	3,5138	28,5426	63,43	71 Antikainen, Hannu
23	31	9,23	3,3586	27,2823	60,63	144 Niiniharju, Janne K
24	33	10,09	3,2706	26,5671	59,04	105 Wahlroos, Mikael
25	35	11,11	3,1503	25,5903	56,87	99 Piisk, Daniel
26	31	10,42	2,9750	24,1665	53,70	93 Laurin, Niklas
27	39	13,11	2,9748	24,1648	53,70	62 Björklund, Mathias
28	43	14,59	2,9472	23,9405	53,20	131 Kvitko, Dmitri
29	37	12,87	2,8749	23,3531	51,90	33 Lamminsallo, Harri
30	37	12,98	2,8505	23,1552	51,46	127 Sundman, Johan
31	35	12,83	2,7280	22,1596	49,24	89 Kinnunen, Mikko
32	39	15,77	2,4731	20,0888	44,64	111 Leppänen, Heikki T
33	41	17,26	2,3754	19,2958	42,88	75 Koskinen, Marika P
34	39	20,72	1,8822	15,2896	33,98	68 Keimmo, Juha-pekka
35	39	21,29	1,8318	14,8802	33,07	108 Tuominen, Jari
36	33	19,37	1,7037	13,8390	30,75	125 Turunen, Jukka
37	39	23,15	1,6847	13,6847	30,41	9 Toppila, Irina S
38	45	28,18	1,5969	12,9716	28,83	78 Lammi, Esa P
39	0	23,44	0,0000	0,0000	0,00	94 Kiili, Marko

# CLASSIC -- Overall Stage Results

## SSG Summer match 2013

Printed heinäkuu 21, 2013 at 18:24



### Stage 8 -- Oikia

	<b>PTS</b>	<b>TIME</b>	<b>HIT FACTOR</b>	<b>STAGE POINTS</b>	<b>STAGE PERCENT</b>	<b>COMPETITOR # Name</b>
1	44	8,85	4,9718	45,0000	100,00	136 Astikainen, Samppa T
2	44	9,55	4,6073	41,7016	92,67	102 Lahtinen, Matti J
3	45	9,97	4,5135	40,8527	90,78	15 Salo, Petteri
4	40	10,01	3,9960	36,1684	80,37	84 Kangas, Tomi
5	45	11,46	3,9267	35,5411	78,98	42 Tähtinen, Jyri-Pekka
6	43	11,98	3,5893	32,4874	72,19	73 Lento, Mika
7	41	12,05	3,4025	30,7964	68,44	112 Harju, Jani A
8	38	12,49	3,0424	27,5375	61,19	114 Borgström, Stefan L
9	27	9,89	2,7300	24,7099	54,91	133 Gerasimoff, Jari
10	37	13,77	2,6870	24,3204	54,05	24 Aho, Jari
11	39	15,00	2,6000	23,5330	52,30	98 Nurmi, Seppo
12	30	12,82	2,3401	21,1805	47,07	30 Hölli, Eero
13	37	18,32	2,0197	18,2801	40,62	57 Iikkola, Jarkko
14	40	21,62	1,8501	16,7459	37,21	92 Sundman, Tom
15	36	19,53	1,8433	16,6841	37,08	69 Paalo, Sami-antti
16	42	24,01	1,7493	15,8329	35,18	13 Juntunen, Matti
17	39	24,13	1,6162	14,6289	32,51	96 Sjöström, Jussi
18	38	25,72	1,4774	13,3726	29,72	141 Malmborg, Kimmo G
19	21	17,93	1,1712	10,6009	23,56	11 Seppälä, Ollipekka

# SSG Summer match 2013

Printed heinäkuu 21, 2013 at 18:24



## Disqualified Shooters

<u>No.</u>	<u>Name</u>
------------	-------------

10	Vanne, Iiro
117	Napari, Hannu